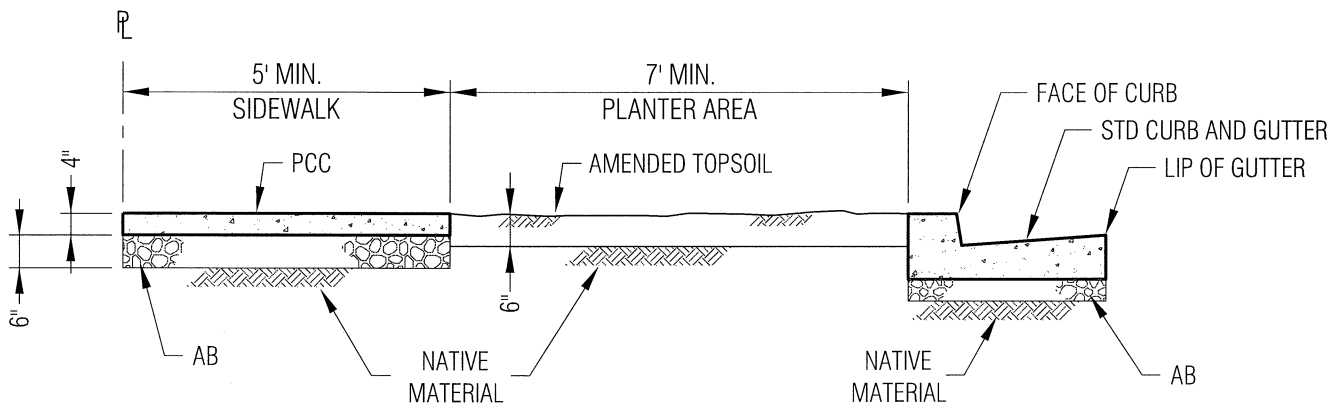



PLAN VIEW


SCALE: 1" = 6'-0"



SECTION A-A

SCALE: 1" = 3'-0"

Approved:  1/4/10
 City Engineer Date



REVISION	
Description	Date

ENGINEERING DIVISION

**DOWNTOWN
TYPE 'A'
SIDEWALK**

SU-3