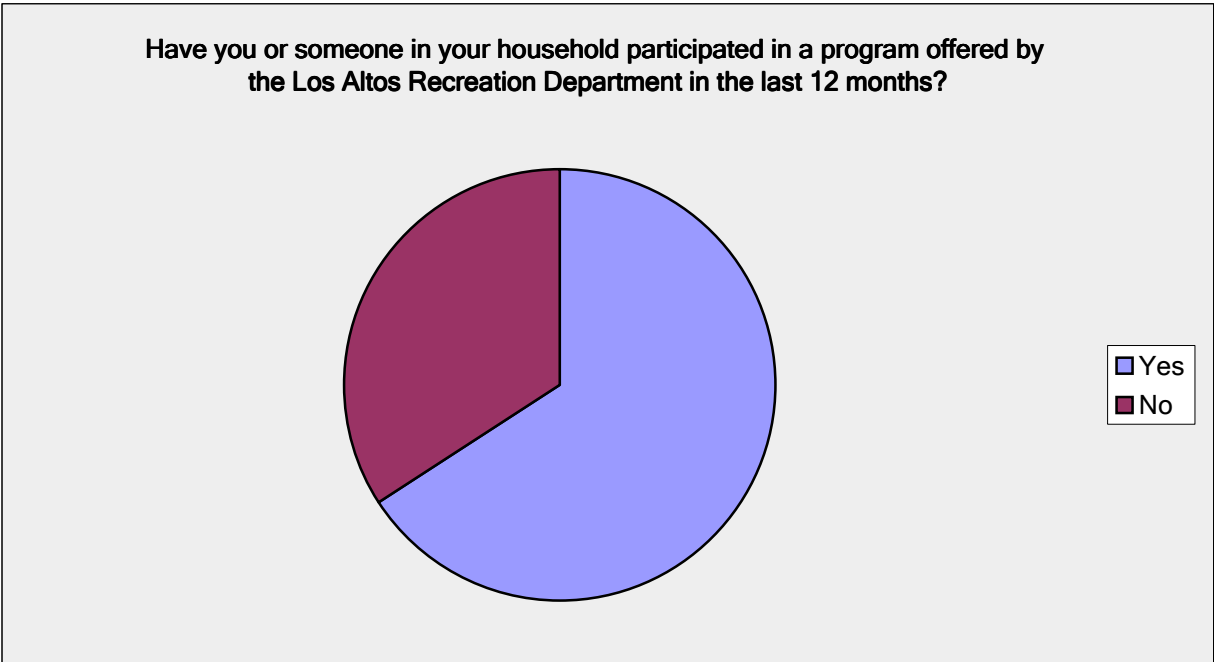


Los Altos Resident Recreation Program Survey

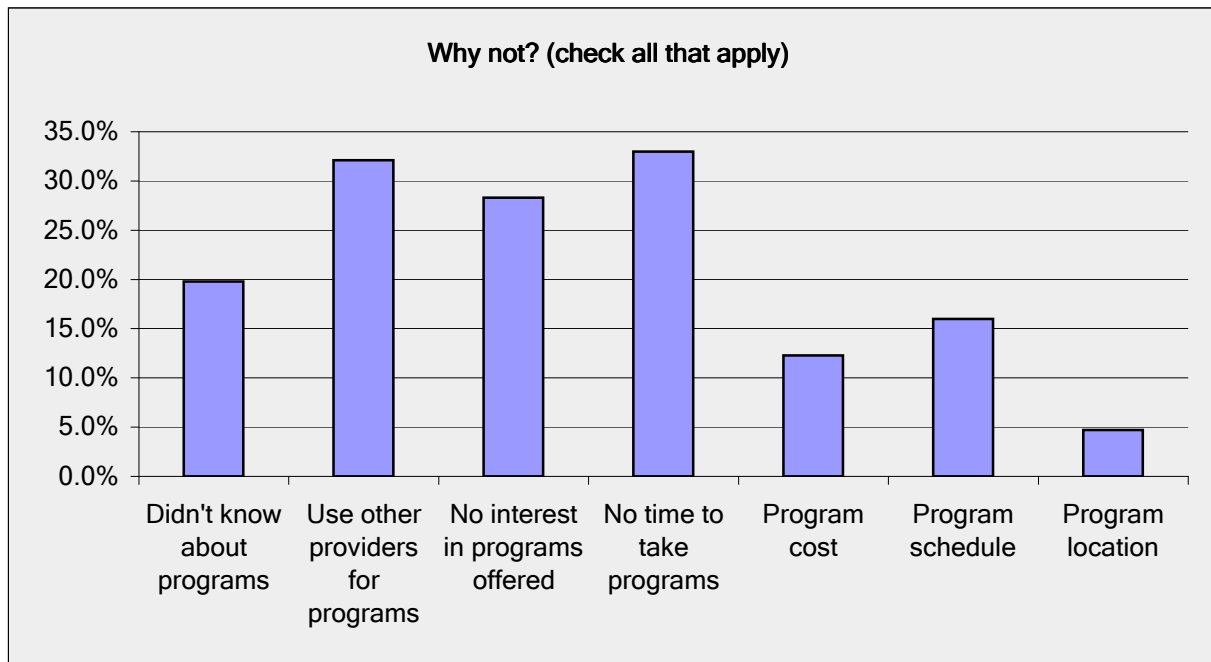
Have you or someone in your household participated in a program offered by the Los Altos Recreation Department in the last 12 months?

Answer Options	Response Percent	Response Count
Yes	65.9%	228
No	34.1%	118
<i>answered question</i>		346
<i>skipped question</i>		4



Los Altos Resident Recreation Program Survey

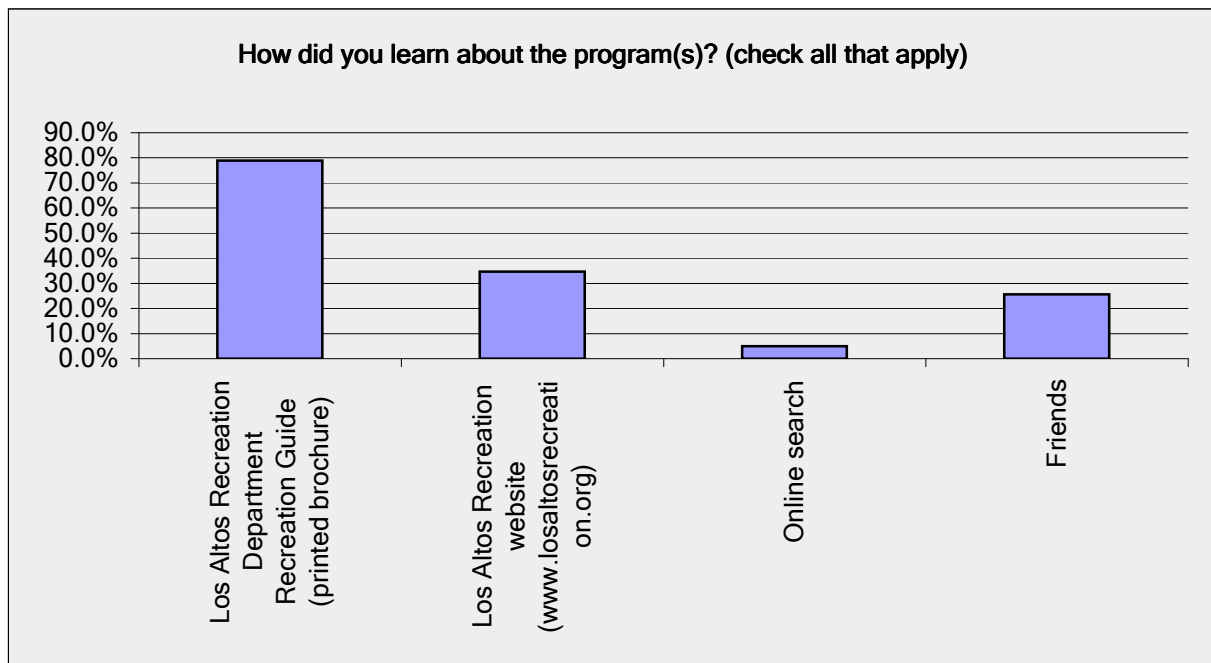
Why not? (check all that apply)		
Answer Options	Response Percent	Response Count
Didn't know about programs	19.8%	21
Use other providers for programs	32.1%	34
No interest in programs offered	28.3%	30
No time to take programs	33.0%	35
Program cost	12.3%	13
Program schedule	16.0%	17
Program location	4.7%	5
Other (please specify)		11
<i>answered question</i>		106
<i>skipped question</i>		244



Los Altos Resident Recreation Program Survey

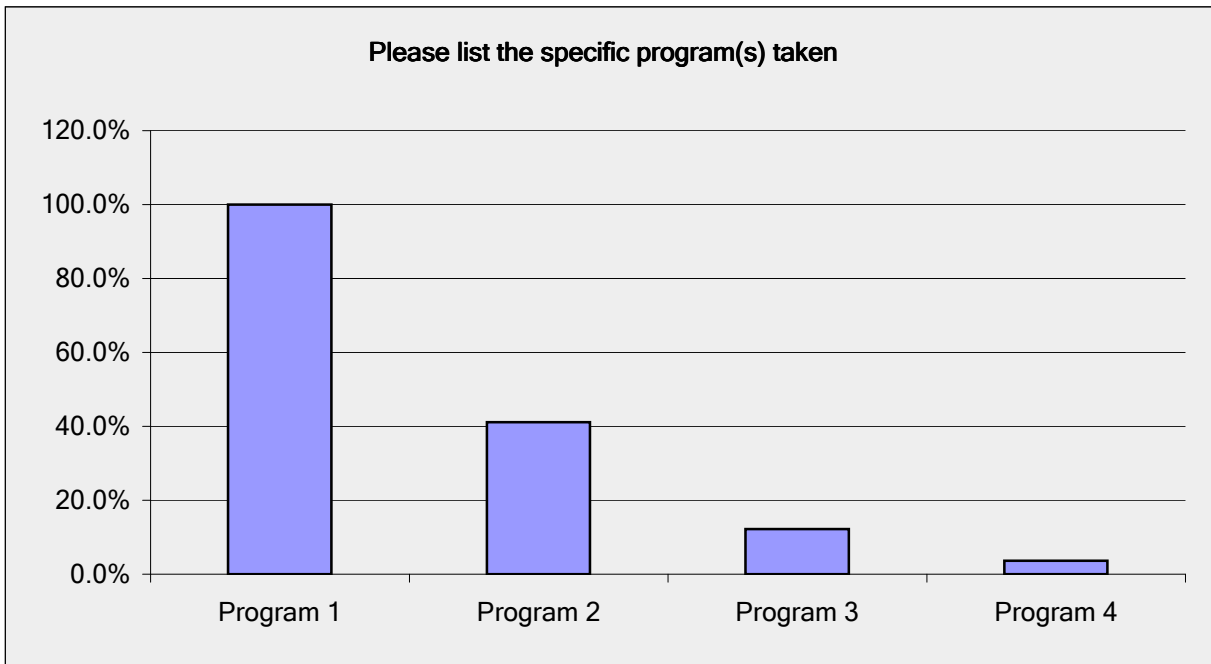
How did you learn about the program(s)? (check all that apply)

Answer Options	Response Percent	Response Count
Los Altos Recreation Department Recreation Guide	78.9%	157
Los Altos Recreation website	34.7%	69
Online search	5.0%	10
Friends	25.6%	51
Other (please specify)		29
<i>answered question</i>		199
<i>skipped question</i>		151



Los Altos Resident Recreation Program Survey

Please list the specific program(s) taken		
Answer Options	Response Percent	Response Count
Program 1	100.0%	197
Program 2	41.1%	81
Program 3	12.2%	24
Program 4	3.6%	7
<i>answered question</i>		197
<i>skipped question</i>		153



Los Altos Resident Recreation Program Survey

What did you like about the program(s)?	
Answer Options	Response Count
	158
<i>answered question</i>	158
<i>skipped question</i>	192

What did you dislike about the program(s)?	
Answer Options	Response Count
	117
<i>answered question</i>	117
<i>skipped question</i>	233

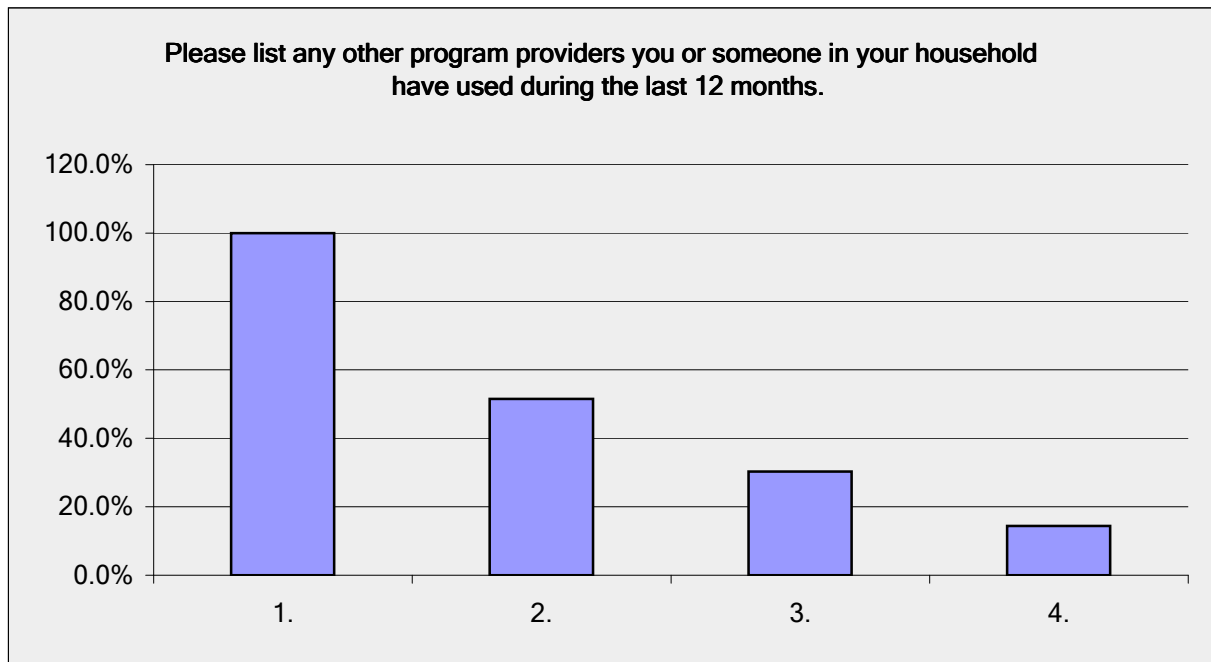
What did you dislike about the program(s)?	
Answer Options	Response Count
	117
<i>answered question</i>	117
<i>skipped question</i>	233

What program(s) would interest you and/or others in your household?	
Answer Options	Response Count
	170
<i>answered question</i>	170
<i>skipped question</i>	180

Los Altos Resident Recreation Program Survey

Please list any other program providers you or someone in your household have used during the last 12 months.

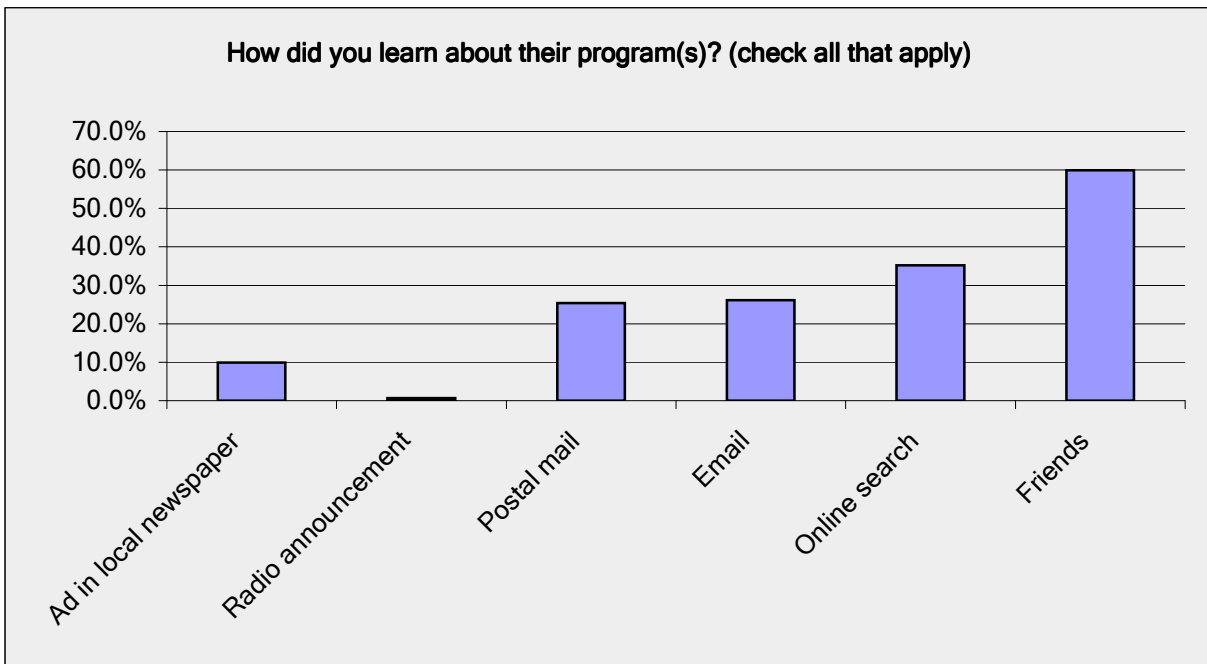
Answer Options	Response Percent	Response Count
1.	100.0%	132
2.	51.5%	68
3.	30.3%	40
4.	14.4%	19
<i>answered question</i>		132
<i>skipped question</i>		218



Los Altos Resident Recreation Program Survey

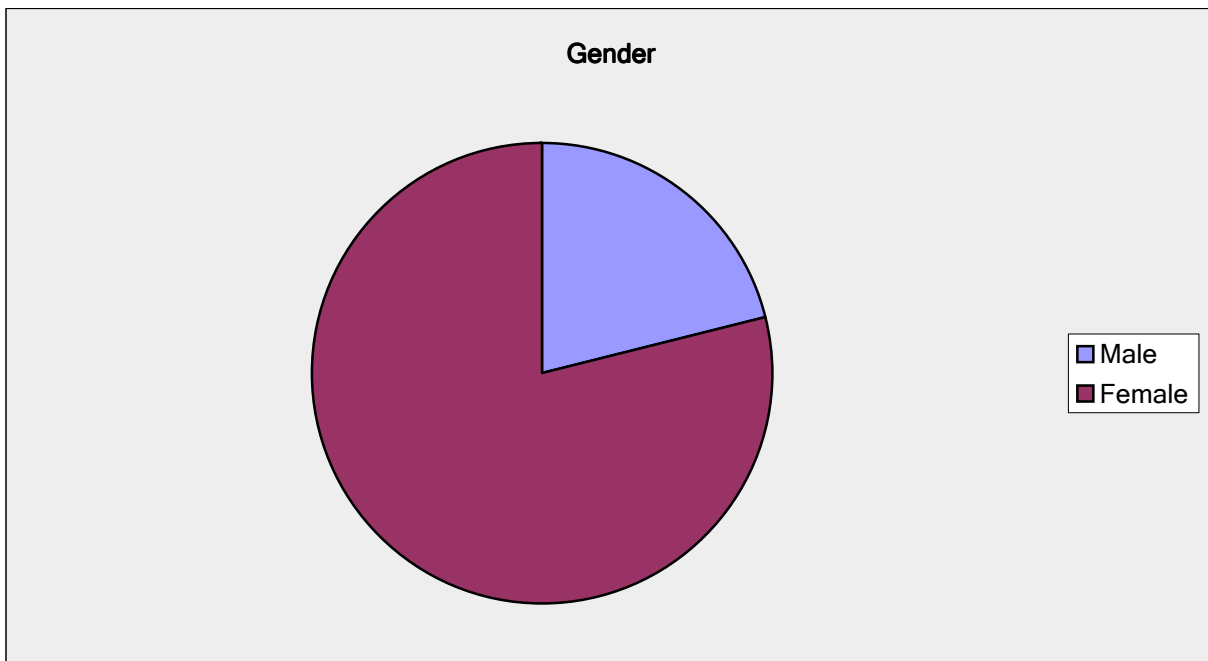
How did you learn about their program(s)? (check all that apply)

Answer Options	Response Percent	Response Count
Ad in local newspaper	9.9%	14
Radio announcement	0.7%	1
Postal mail	25.4%	36
Email	26.1%	37
Online search	35.2%	50
Friends	59.9%	85
Other (please specify)		24
<i>answered question</i>		142
<i>skipped question</i>		208



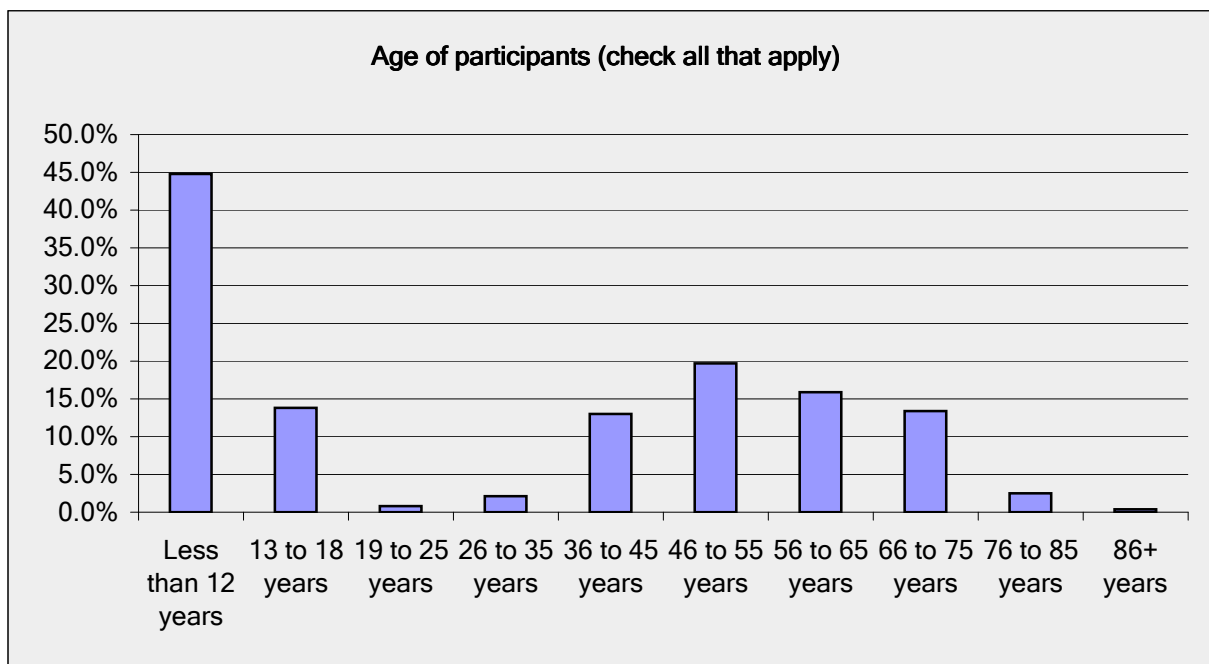
Los Altos Resident Recreation Program Survey

Gender		
Answer Options	Response Percent	Response Count
Male	21.0%	50
Female	79.0%	188
<i>answered question</i>		238
<i>skipped question</i>		112



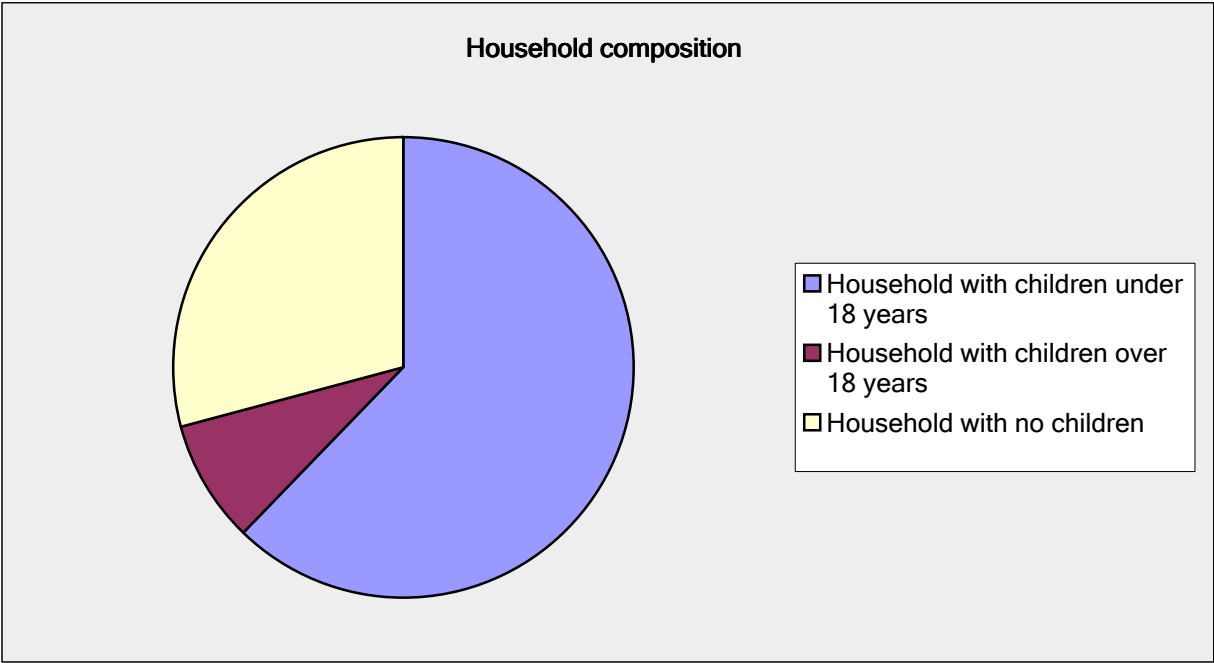
Los Altos Resident Recreation Program Survey

Age of participants (check all that apply)		
Answer Options	Response Percent	Response Count
Less than 12 years	44.8%	107
13 to 18 years	13.8%	33
19 to 25 years	0.8%	2
26 to 35 years	2.1%	5
36 to 45 years	13.0%	31
46 to 55 years	19.7%	47
56 to 65 years	15.9%	38
66 to 75 years	13.4%	32
76 to 85 years	2.5%	6
86+ years	0.4%	1
<i>answered question</i>		239
<i>skipped question</i>		111



Los Altos Resident Recreation Program Survey

Household composition		
Answer Options	Response Percent	Response Count
Household with children under 18 years	62.1%	151
Household with children over 18 years	8.6%	21
Household with no children	29.2%	71
<i>answered question</i>		243
<i>skipped question</i>		107



Los Altos Resident Recreation Program Survey

Where do you live?		
Answer Options	Response Percent	Response Count
North Los Altos	31.7%	77
Central Los Altos	21.4%	52
South Los Altos	27.6%	67
Unincorporated Los Altos (Santa Clara County)	1.2%	3
Los Altos Hills	6.6%	16
Mountain View	8.6%	21
Palo Alto	1.2%	3
Sunnyvale	0.8%	2
Cupertino	0.8%	2
Other (please specify)		5
answered question		243
skipped question		107

