



GODBE RESEARCH
Gain Insight



City of Los Altos: 2015 Downtown Planning Survey

• June 2015

The City of Los Altos commissioned Godbe Research to conduct a tracking survey of residents with the following research objectives:

- Gauge resident satisfaction with downtown Los Altos;
- Assess attitudes and perceptions about various aspects of downtown Los Altos, and parking in particular;
- Gauge resident preferences for recent development and future directions of downtown;
- Compare 2015 data with similar data from the 2012 survey; and
- Identify any differences in opinions due to demographic and/or behavioral characteristics.

- Data Collection Telephone Interviewing
- Universe 21,772 adults, 18+ in the City of Los Altos.
- Fielding Dates March 20 through March 29, 2015
- Interview Length 20.5 minutes
- Sample Size n=401 residents
n=350 Voter File
n=51 Random Digit Dial
- Margin of Error $\pm 4.85\%$

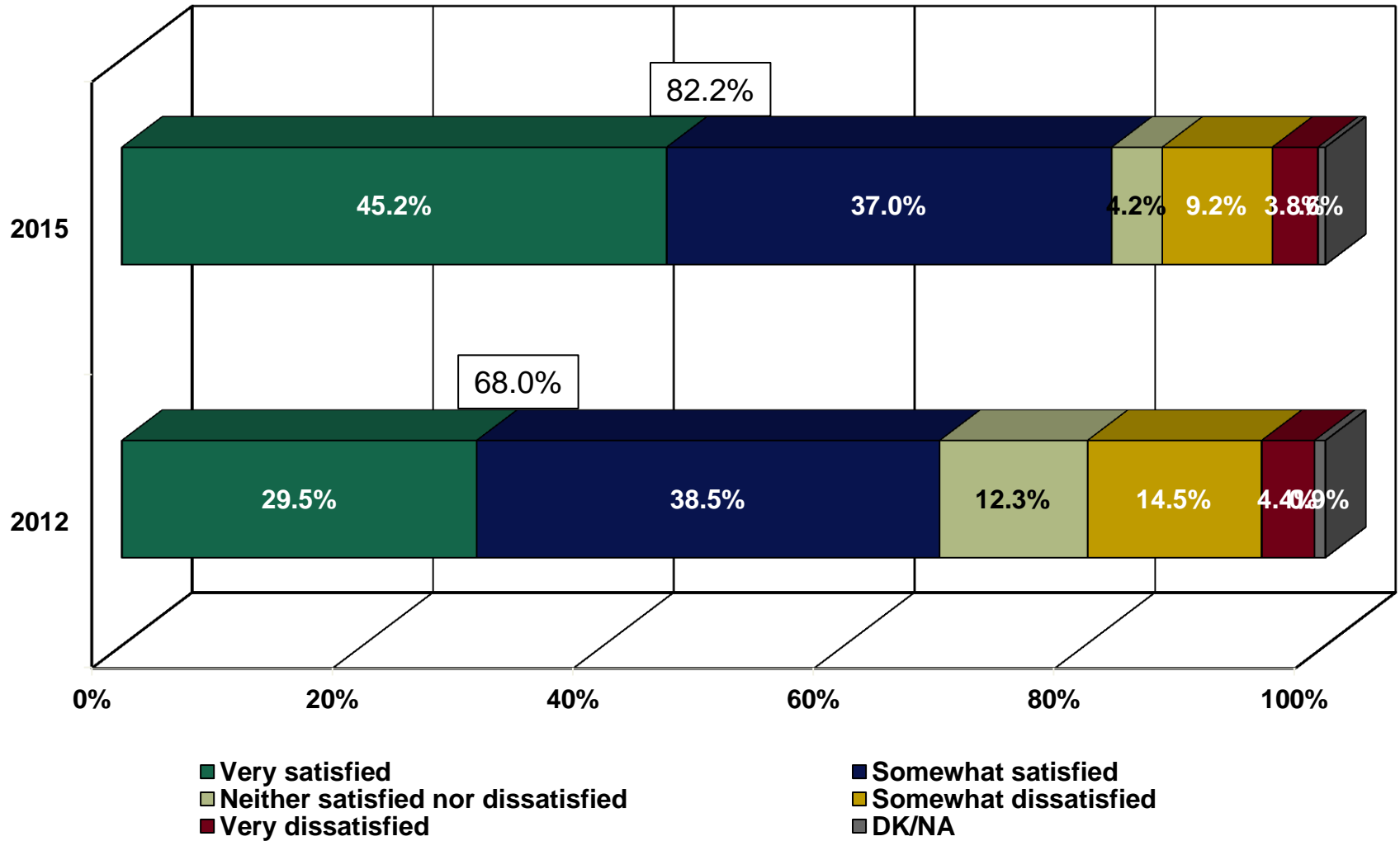


GODBE RESEARCH
Gain Insight

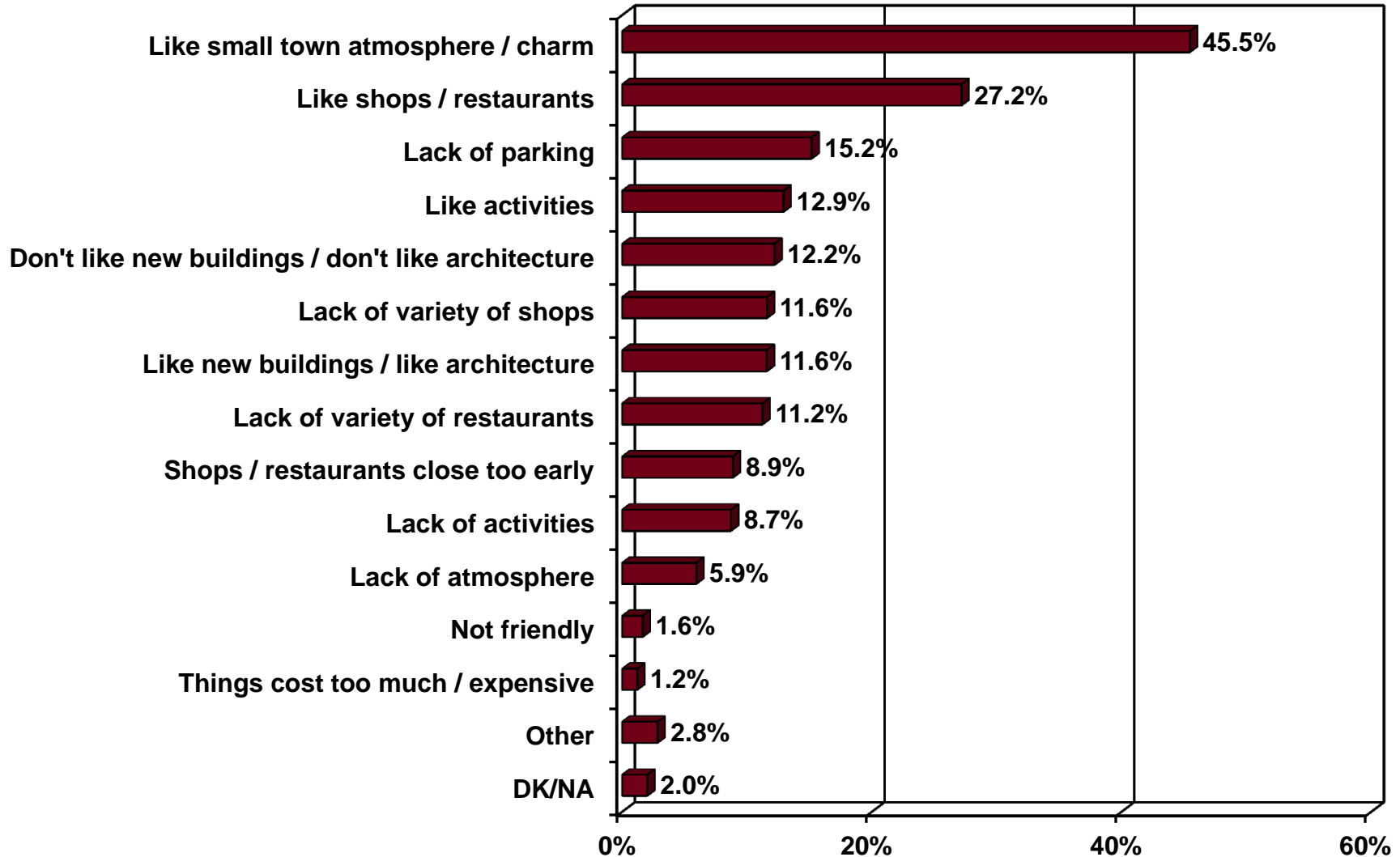


Key Findings

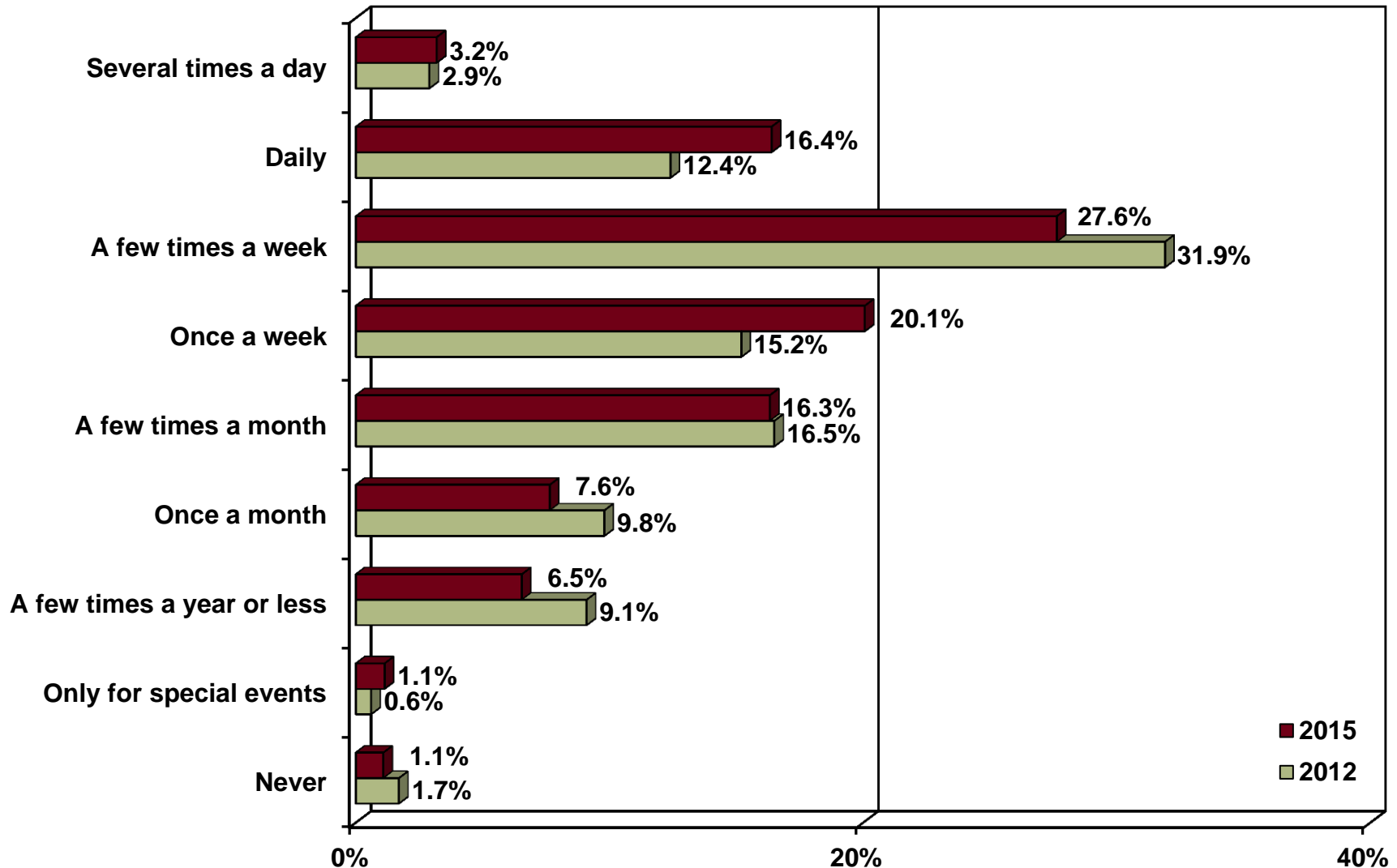
Q1. Satisfaction with Downtown Los Altos



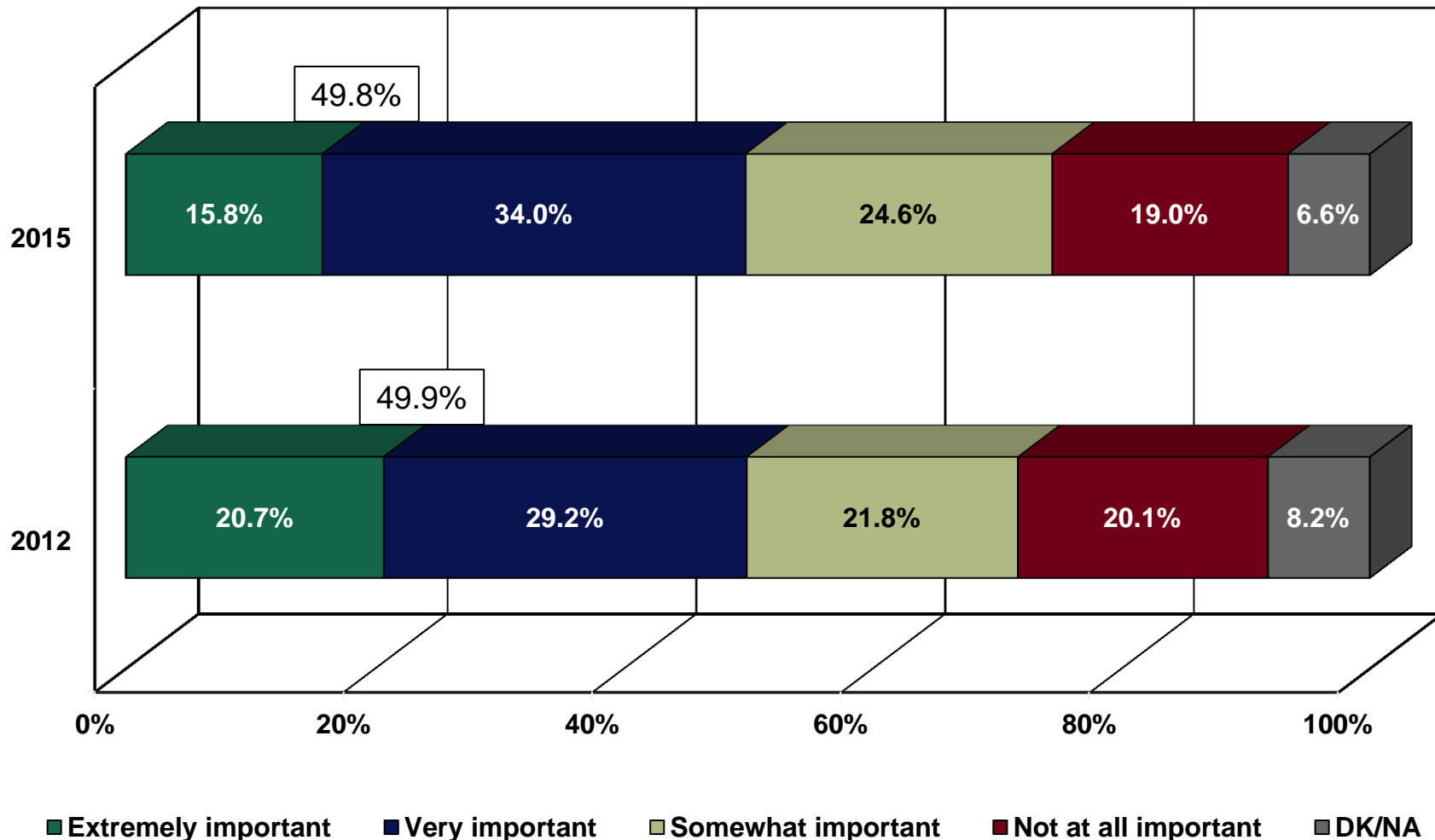
Q2. Reasons for Satisfaction or Dissatisfaction with Downtown (n=401)



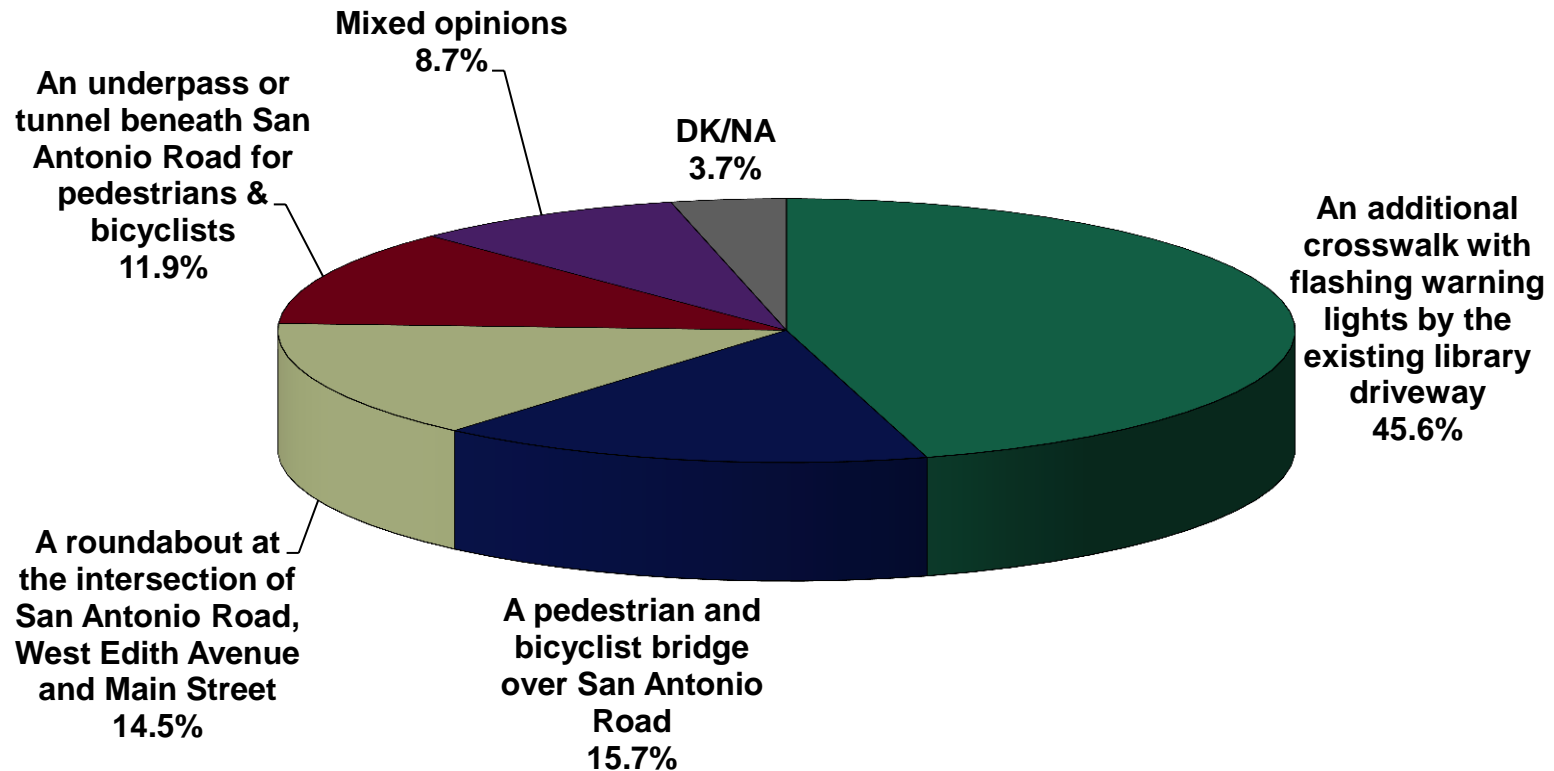
Q3. Frequency of Visiting Downtown Los Altos



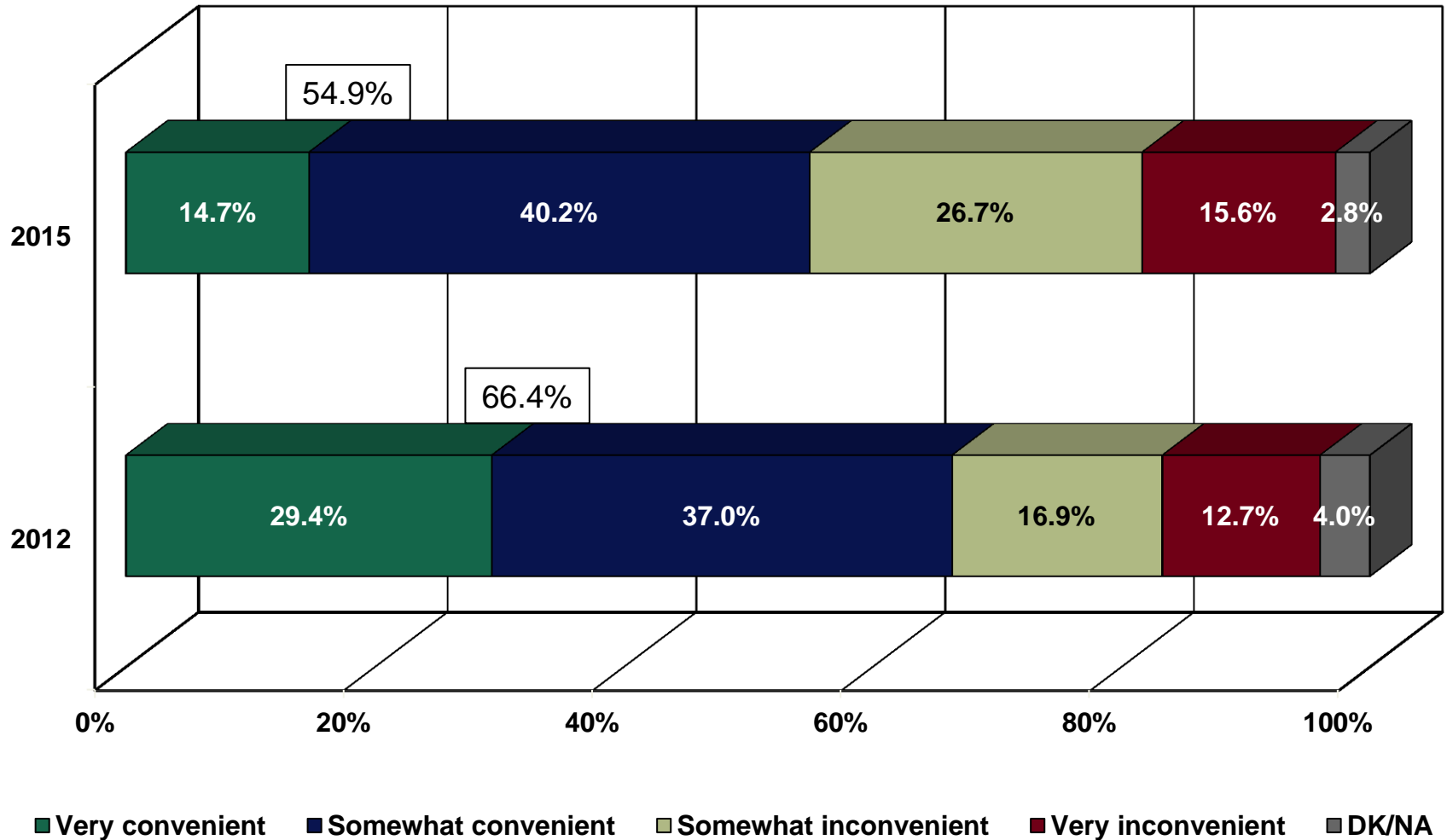
Q4. Importance of a Convenient Connection Between Downtown and Community Center



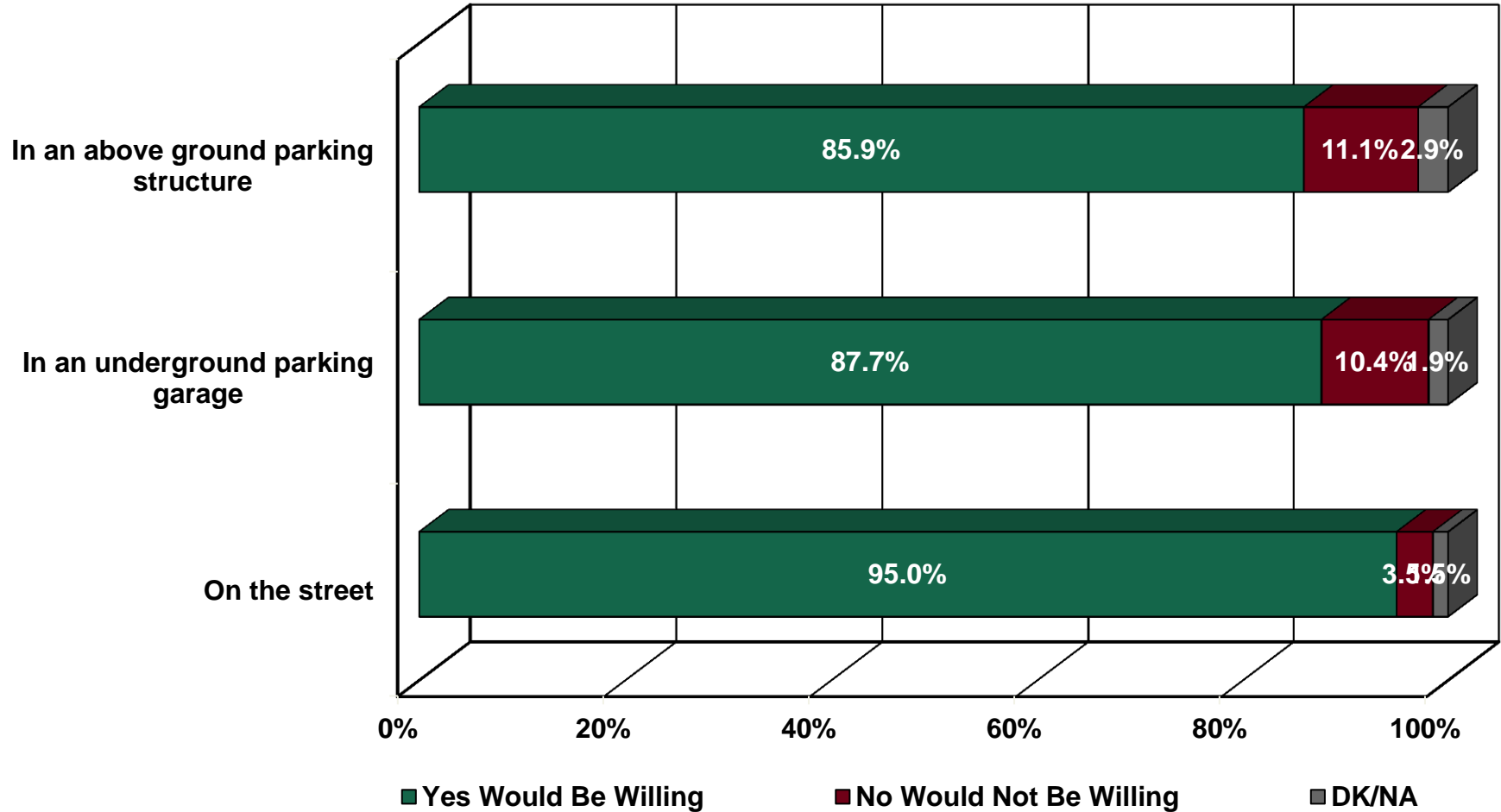
Q5. Preferences for Connection Between Downtown and Community Center (n=299)



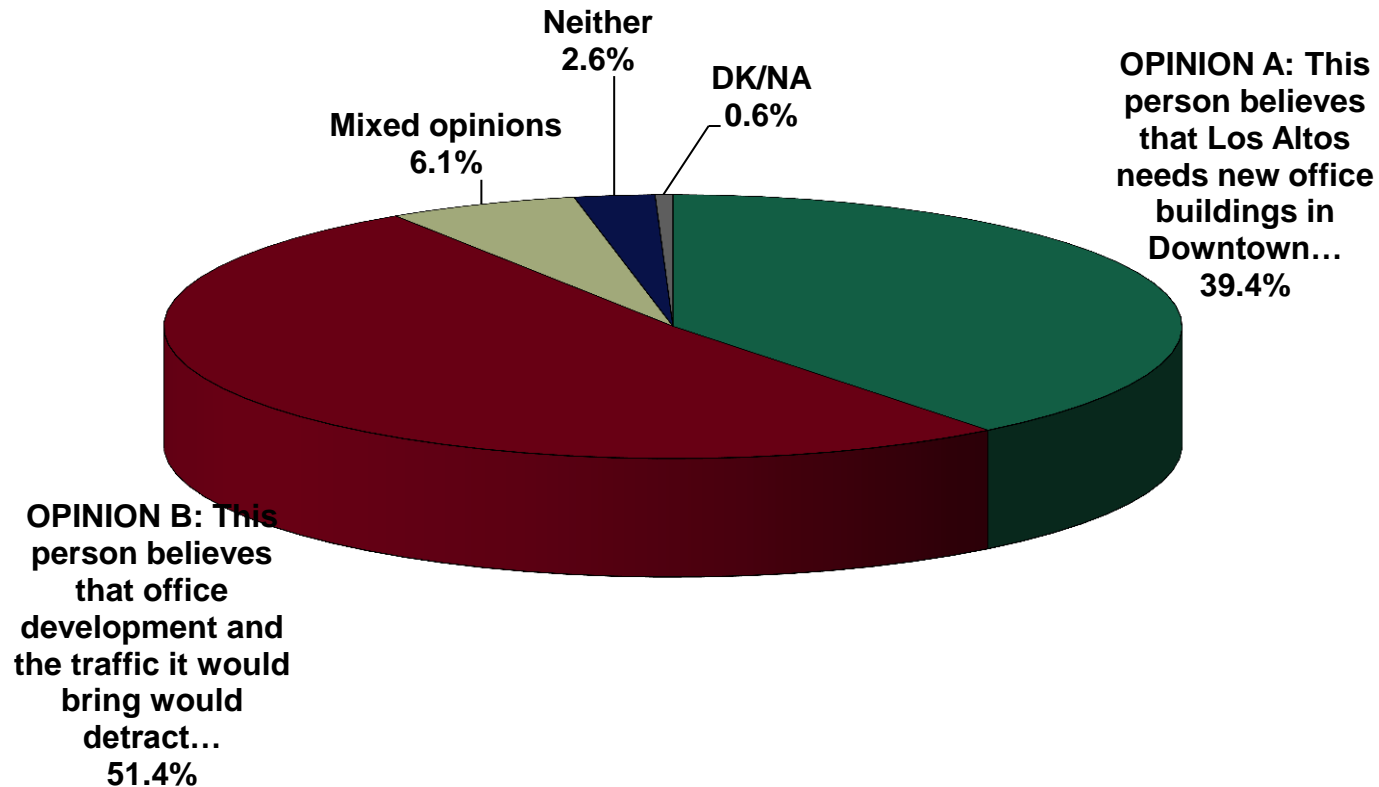
Q6. Convenience of Parking in Downtown



Q7. Parking Location Preferences (n=401)



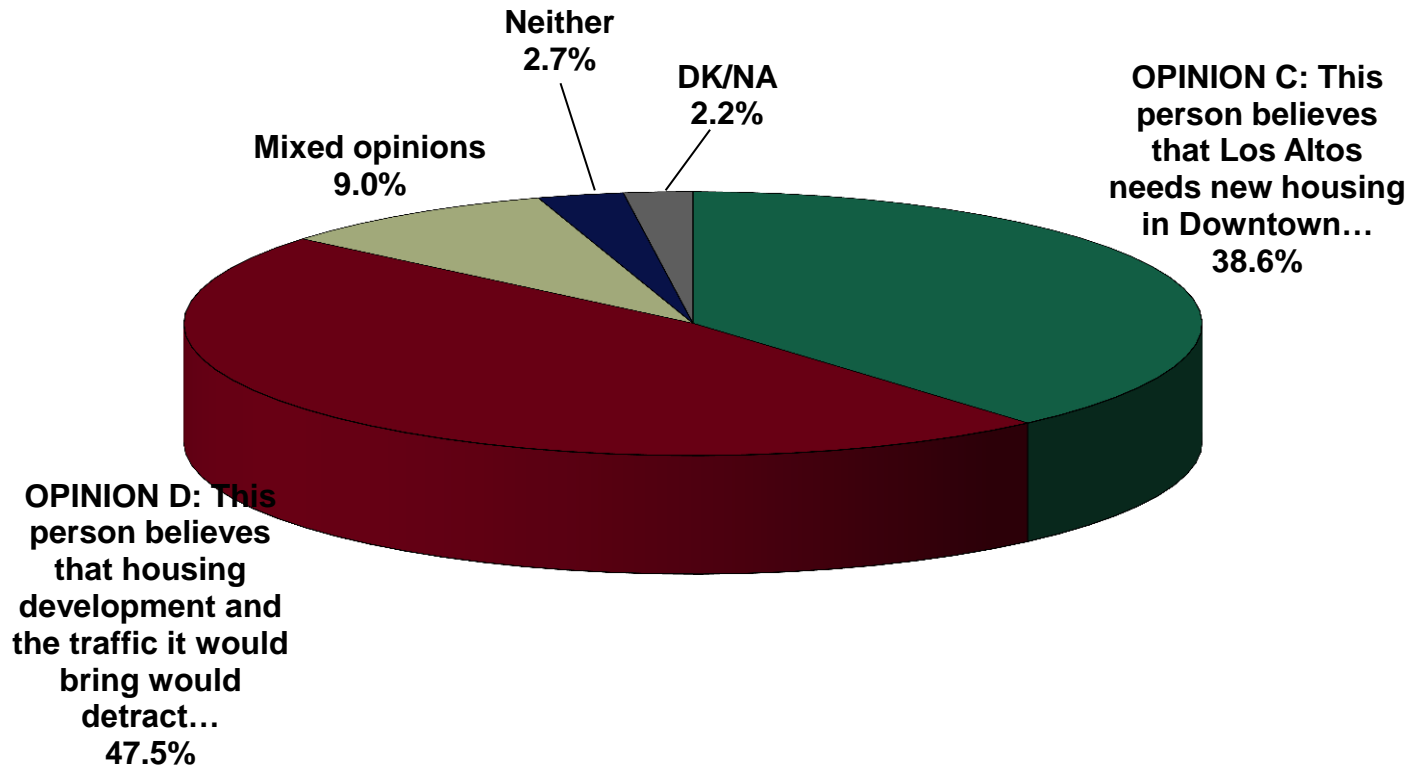
Q8. Comparison of Opinions on Office Development in Downtown Los Altos (n=401)



2012 - Q21. Comparison of Opinions on Office and Housing Development in Downtown Los Altos (Q21; n=413)

- 42.5% - Needs new office buildings and housing in Downtown
- 42.0% - Development and traffic it would bring would detract from small town character
- 9.4% - Mixed opinions
- 3.8% - Neither
- 2.2% - DK/NA

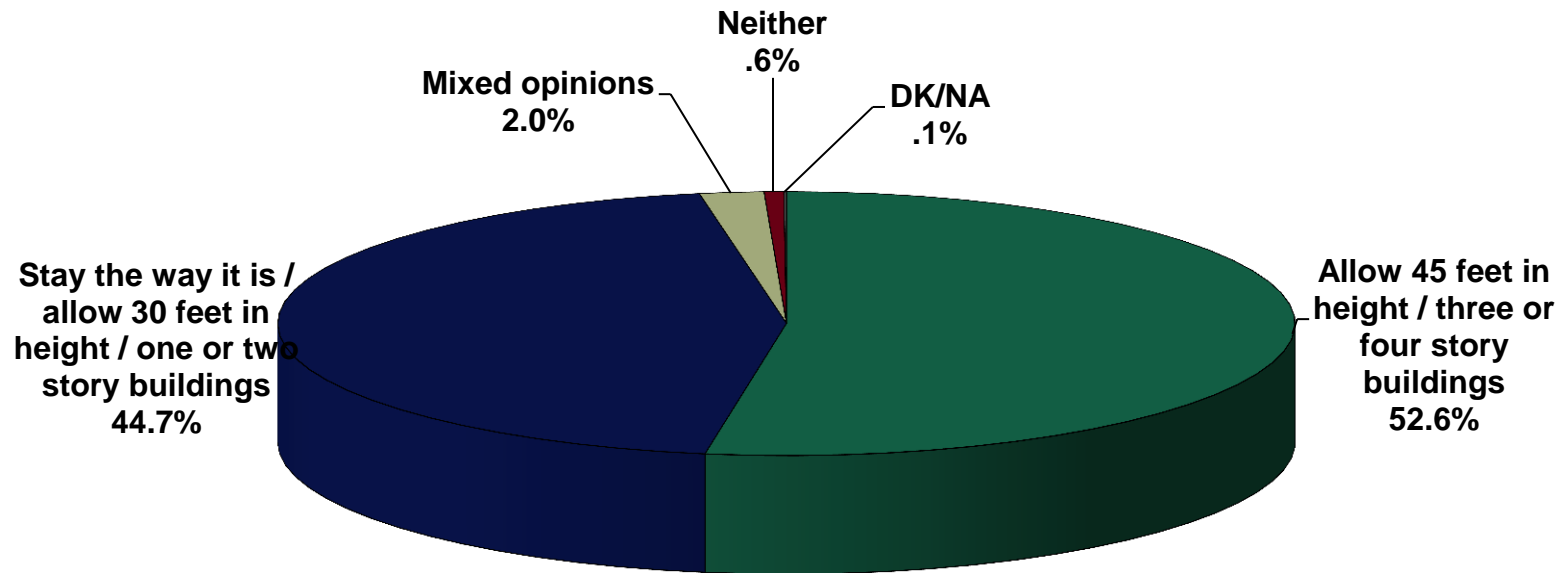
Q9. Comparison of Opinions on Housing Development in Downtown Los Altos (n=401)



2012 - Q21. Comparison of Opinions on Office and Housing Development in Downtown Los Altos (Q21; n=413)

- 42.5% - Needs new office buildings and housing in Downtown
- 42.0% - Development and traffic it would bring would detract from small town character
- 9.4% - Mixed opinions
- 3.8% - Neither
- 2.2% - DK/NA

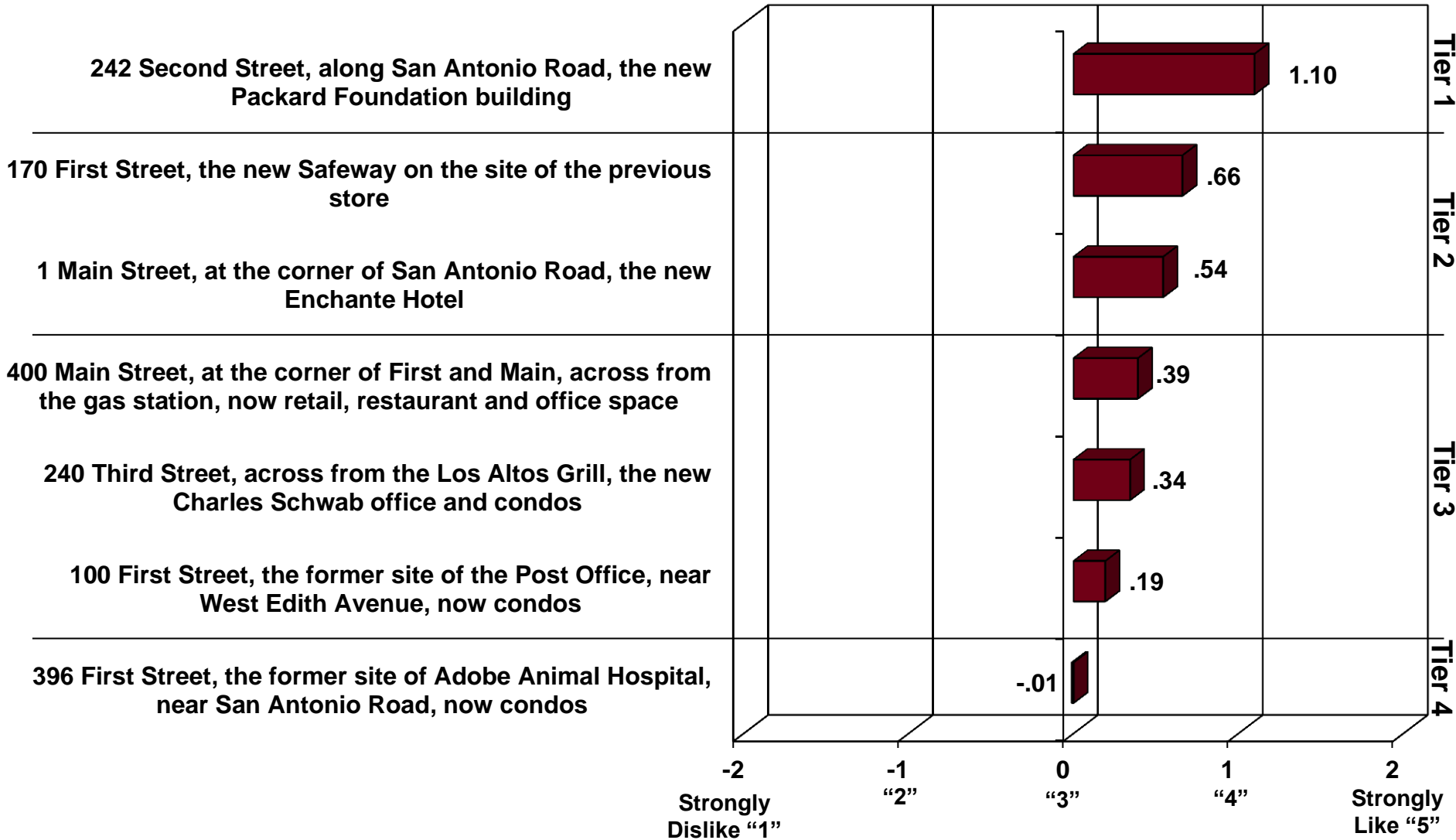
Q10. Opinion on Changing Building Regulations to Allow 3 or More Story Buildings (n=245)



2012 - Q22. Opinion on Changing Building Regulations to Allow Three or More Story Buildings (Q22; n=215; believe need new..., or mixed from Q21)

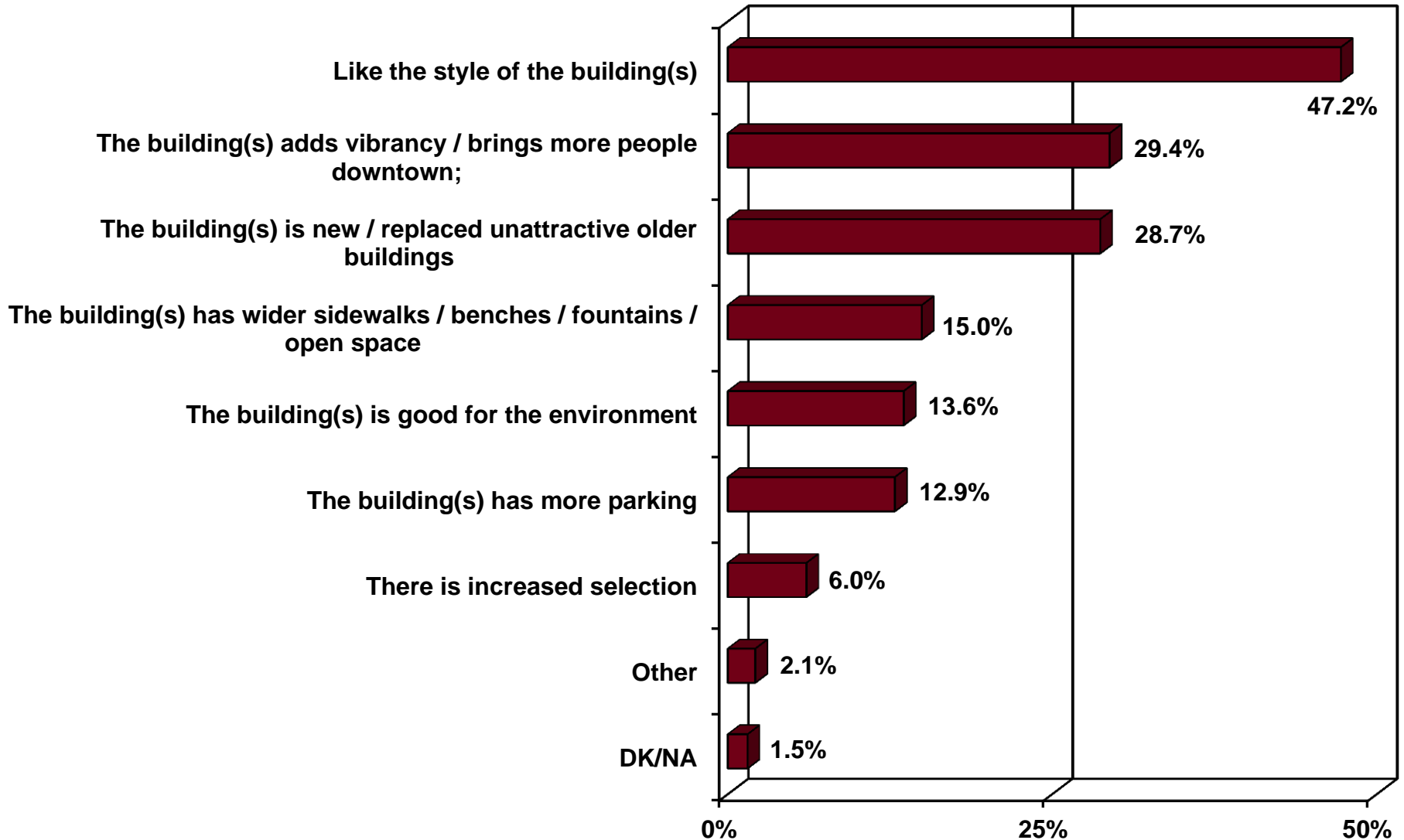
- 41.9% - Allow 3 or more story buildings
- 47.3% - Stay the way it is now
- 7.5% - Mixed opinions
- 1.9% - Neither
- 1.4% - DK/NA

Q11. Perceptions of Individual Developments (n=401)

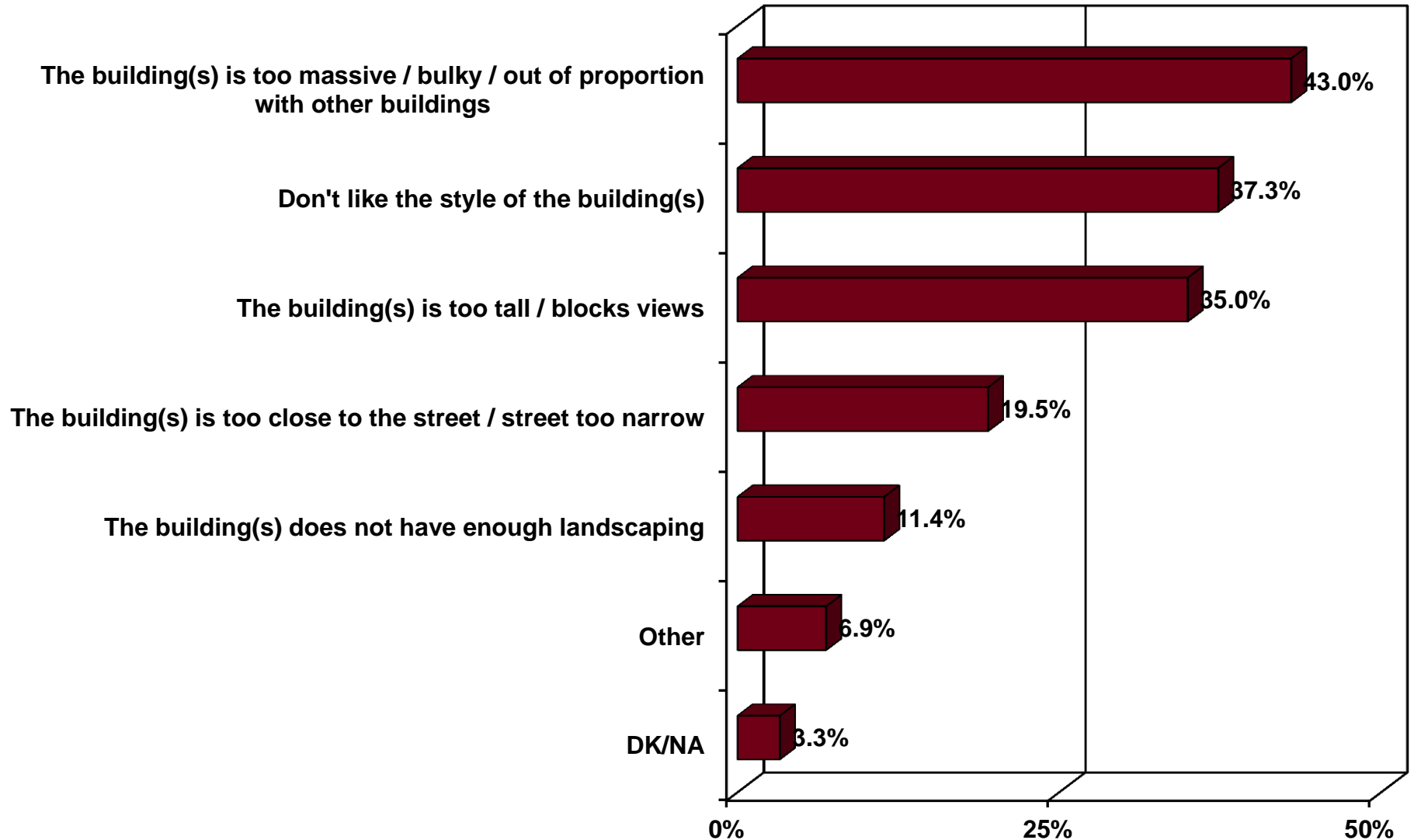


Note: The above rating questions have been abbreviated for charting purposes, and responses were recoded to calculate mean scores: "Strongly Like 5" = +2, "4" = +1, "3" = 0, "2" = -1, and "Strongly Dislike 1" = -2.

Q12. Reasons for Strongly Liking At Least One of the Buildings Discussed (n=269)



Q13. Reasons for Strongly Disliking At Least One of the Buildings Discussed (n=117)



Like/Dislike by Rating of Building

242 Second Street

		11A. 242 Second Street, along San Antonio Road, the new Packard Foundation building									
		1 strongly dislike it		02		03		04		5 strongly like it	
		Column N %	Count	Column N %	Count	Column N %	Count	Column N %	Count	Column N %	Count
12. Why did you indicate you strongly like at least one of the buildings we have been discussing?	Like the style of the building(s)	61.8%	4	0.0%	0	35.2%	8	46.7%	17	53.9%	85
	The building(s) is new / replaced unattractive older buildings	0.0%	0	13.3%	2	20.5%	5	33.1%	12	32.6%	51
	The building(s) has wider sidewalks / benches / fountains / open space	34.7%	2	0.0%	0	18.2%	4	19.0%	7	16.3%	26
	The building(s) has more parking	0.0%	0	56.2%	8	16.8%	4	14.3%	5	8.4%	13
	There is increased selection	22.2%	1	0.0%	0	14.8%	3	1.8%	1	6.3%	10
	The building(s) is good for the environment	0.0%	0	0.0%	0	3.6%	1	9.7%	4	16.8%	26
	The building(s) adds vibrancy / brings more people downtown;	18.1%	1	30.5%	4	12.6%	3	32.3%	12	33.9%	53
	Other	12.5%	1	0.0%	0	3.0%	1	5.6%	2	1.5%	2
DK/NA	0.0%	0	0.0%	0	0.0%	0	0.0%	0	.5%	1	
13. Why did you indicate you strongly dislike at least one of the buildings we have been discussing?	Don't like the style of the building(s)	45.2%	4	5.8%	1	38.1%	6	30.4%	7	48.7%	19
	The building(s) is too tall / blocks views	30.3%	3	7.9%	1	46.0%	8	43.5%	10	40.9%	16
	The building(s) is too close to the street / street too narrow	17.0%	2	0.0%	0	13.2%	2	24.1%	6	31.0%	12
	The building(s) is too massive / bulky / out of proportion with other buildings	15.6%	2	77.3%	9	51.4%	9	52.2%	12	37.7%	15
	The building(s) does not have enough landscaping	0.0%	0	24.9%	3	19.4%	3	9.4%	2	13.1%	5
	Other	38.5%	4	0.0%	0	7.0%	1	3.1%	1	4.5%	2
	DK/NA	0.0%	0	0.0%	0	0.0%	0	3.4%	1	0.0%	0

Like/Dislike by Rating of Building 240 Third Street

		11B. 240 Third Street, across from the Los Altos Grill, the new Charles Schwab office and condos									
		1 I strongly dislike it		02		03		04		5 I strongly like it	
		Column N %	Count	Column N %	Count	Column N %	Count	Column N %	Count	Column N %	Count
12. Why did you indicate you strongly like at least one of the buildings we have been discussing?	Like the style of the building(s)	29.9%	4	61.5%	12	51.4%	34	38.1%	18	36.4%	22
	The building(s) is new / replaced unattractive older buildings	9.7%	1	37.1%	7	33.3%	22	32.0%	15	30.3%	18
	The building(s) has wider sidewalks / benches / fountains / open space	0.0%	0	12.3%	2	23.9%	16	7.9%	4	10.9%	6
	The building(s) has more parking	62.3%	8	12.6%	2	7.3%	5	9.8%	5	3.6%	2
	There is increased selection	0.0%	0	4.2%	1	5.4%	4	5.7%	3	6.6%	4
	The building(s) is good for the environment	0.0%	0	44.2%	8	22.0%	15	6.0%	3	5.3%	3
	The building(s) adds vibrancy / brings more people downtown;	5.5%	1	46.3%	9	19.5%	13	38.3%	18	35.9%	21
	Other	0.0%	0	3.8%	1	2.2%	1	1.5%	1	1.3%	1
DK/NA	0.0%	0	0.0%	0	0.0%	0	5.5%	3	1.2%	1	
13. Why did you indicate you strongly dislike at least one of the buildings we have been discussing?	Don't like the style of the building(s)	32.3%	8	41.8%	7	39.0%	14	41.4%	6	35.7%	3
	The building(s) is too tall / blocks views	28.0%	7	33.4%	5	40.5%	14	19.5%	3	54.8%	5
	The building(s) is too close to the street / street too narrow	13.0%	3	14.6%	2	22.6%	8	20.4%	3	23.4%	2
	The building(s) is too massive / bulky / out of proportion with other buildings	52.4%	13	36.9%	6	47.1%	16	41.8%	6	41.5%	4
	The building(s) does not have enough landscaping	4.1%	1	22.0%	3	14.1%	5	16.1%	2	0.0%	0
	Other	6.9%	2	9.3%	1	3.4%	1	11.2%	2	0.0%	0
	DK/NA	0.0%	0	0.0%	0	6.8%	2	0.0%	0	0.0%	0

Like/Dislike by Rating of Building

396 First Street

		11C. 396 First Street, the former site of Adobe Animal Hospital, near San Antonio Road, now condos									
		1 I strongly dislike it		02		03		04		5 I strongly like it	
		Column N %	Count	Column N %	Count	Column N %	Count	Column N %	Count	Column N %	Count
12. Why did you indicate you strongly like at least one of the buildings we have been discussing?	Like the style of the building(s)	49.4%	15	39.7%	10	61.7%	47	33.9%	16	33.3%	16
	The building(s) is new / replaced unattractive older buildings	14.7%	4	23.9%	6	34.5%	26	34.3%	16	24.9%	12
	The building(s) has wider sidewalks / benches / fountains / open space	18.1%	5	28.3%	7	22.1%	17	7.8%	4	8.1%	4
	The building(s) has more parking	37.1%	11	12.9%	3	10.4%	8	9.3%	4	3.9%	2
	There is increased selection	0.0%	0	7.8%	2	4.7%	4	9.7%	5	9.5%	4
	The building(s) is good for the environment	11.0%	3	28.2%	7	12.7%	10	8.7%	4	11.5%	5
	The building(s) adds vibrancy / brings more people downtown;	14.8%	5	18.8%	5	20.9%	16	43.2%	20	60.4%	29
	Other	4.8%	1	0.0%	0	2.0%	2	0.0%	0	0.0%	0
DK/NA	0.0%	0	0.0%	0	1.0%	1	0.0%	0	1.5%	1	
13. Why did you indicate you strongly dislike at least one of the buildings we have been discussing?	Don't like the style of the building(s)	38.1%	20	28.7%	5	34.1%	7	60.3%	3	27.1%	2
	The building(s) is too tall / blocks views	33.4%	18	61.3%	10	44.5%	9	0.0%	0	18.0%	1
	The building(s) is too close to the street / street too narrow	22.8%	12	19.9%	3	20.4%	4	18.3%	1	9.0%	1
	The building(s) is too massive / bulky / out of proportion with other buildings	56.3%	30	26.7%	5	35.9%	7	53.3%	2	47.5%	4
	The building(s) does not have enough landscaping	7.9%	4	18.3%	3	13.2%	3	0.0%	0	24.2%	2
	Other	7.5%	4	4.3%	1	0.0%	0	24.3%	1	3.0%	0
	DK/NA	1.3%	1	0.0%	0	3.9%	1	0.0%	0	0.0%	0

Like/Dislike by Rating of Building

170 First Street

		11D. 170 First Street, the new Safeway on the site of the previous store									
		1 I strongly dislike it		02		03		04		5 I strongly like it	
		Column N %	Count	Column N %	Count	Column N %	Count	Column N %	Count	Column N %	Count
12. Why did you indicate you strongly like at least one of the buildings we have been discussing?	Like the style of the building(s)	70.0%	13	75.4%	11	46.6%	19	56.4%	29	37.8%	53
	The building(s) is new / replaced unattractive older buildings	12.8%	2	40.6%	6	30.6%	13	34.4%	18	27.4%	38
	The building(s) has wider sidewalks / benches / fountains / open space	23.6%	4	31.5%	5	12.2%	5	21.9%	11	10.5%	15
	The building(s) has more parking	8.1%	2	9.4%	1	24.7%	10	5.9%	3	13.2%	18
	There is increased selection	0.0%	0	0.0%	0	1.6%	1	4.6%	2	9.4%	13
	The building(s) is good for the environment	23.1%	4	37.5%	6	9.9%	4	12.2%	6	11.5%	16
	The building(s) adds vibrancy / brings more people downtown;	37.6%	7	6.2%	1	10.7%	4	22.4%	12	39.4%	55
	Other	0.0%	0	15.4%	2	0.0%	0	0.0%	0	2.4%	3
DK/NA	0.0%	0	0.0%	0	3.5%	1	0.0%	0	1.3%	2	
13. Why did you indicate you strongly dislike at least one of the buildings we have been discussing?	Don't like the style of the building(s)	39.7%	14	33.5%	8	25.6%	7	27.1%	3	58.3%	11
	The building(s) is too tall / blocks views	35.6%	12	35.1%	8	35.4%	10	34.8%	3	38.2%	7
	The building(s) is too close to the street / street too narrow	18.8%	7	26.3%	6	13.1%	4	15.6%	1	26.5%	5
	The building(s) is too massive / bulky / out of proportion with other buildings	43.9%	15	43.0%	10	44.8%	13	71.7%	7	26.9%	5
	The building(s) does not have enough landscaping	14.9%	5	21.5%	5	2.8%	1	12.4%	1	6.8%	1
	Other	6.4%	2	9.3%	2	5.6%	2	0.0%	0	7.4%	1
	DK/NA	2.3%	1	10.6%	2	0.0%	0	0.0%	0	3.4%	1

Like/Dislike by Rating of Building

100 First Street

		11E. 100 First Street, the former site of the Post Office, near West Edith Avenue, now condos									
		1 I strongly dislike it		02		03		04		5 I strongly like it	
		Column N %	Count	Column N %	Count	Column N %	Count	Column N %	Count	Column N %	Count
12. Why did you indicate you strongly like at least one of the buildings we have been discussing?	Like the style of the building(s)	68.2%	14	41.1%	12	47.8%	31	37.9%	27	46.9%	27
	The building(s) is new / replaced unattractive older buildings	21.9%	4	22.3%	6	36.4%	23	33.8%	24	25.8%	15
	The building(s) has wider sidewalks / benches / fountains / open space	19.6%	4	9.8%	3	12.3%	8	20.7%	15	14.7%	8
	The building(s) has more parking	13.0%	3	40.8%	12	13.6%	9	5.0%	3	4.4%	2
	There is increased selection	6.4%	1	5.1%	1	3.4%	2	7.6%	5	9.1%	5
	The building(s) is good for the environment	22.4%	5	18.2%	5	16.7%	11	5.7%	4	12.1%	7
	The building(s) adds vibrancy / brings more people downtown;	14.1%	3	7.3%	2	26.7%	17	27.3%	19	55.2%	31
	Other	0.0%	0	5.2%	2	2.3%	1	3.9%	3	0.0%	0
DK/NA	0.0%	0	0.0%	0	2.3%	1	2.7%	2	0.0%	0	
13. Why did you indicate you strongly dislike at least one of the buildings we have been discussing?	Don't like the style of the building(s)	37.3%	16	22.1%	5	36.9%	9	43.4%	4	55.1%	3
	The building(s) is too tall / blocks views	44.7%	20	20.3%	5	54.1%	14	18.1%	2	0.0%	0
	The building(s) is too close to the street / street too narrow	22.2%	10	14.4%	4	28.1%	7	15.8%	1	12.2%	1
	The building(s) is too massive / bulky / out of proportion with other buildings	34.9%	15	66.4%	16	26.7%	7	52.9%	5	66.4%	4
	The building(s) does not have enough landscaping	11.0%	5	2.7%	1	12.9%	3	47.6%	4	0.0%	0
	Other	7.6%	3	6.4%	2	7.9%	2	2.2%		4.1%	
	DK/NA	7.0%	3	3.2%	1	0.0%	0	0.0%	0	0.0%	0

Like/Dislike by Rating of Building

1 Main Street

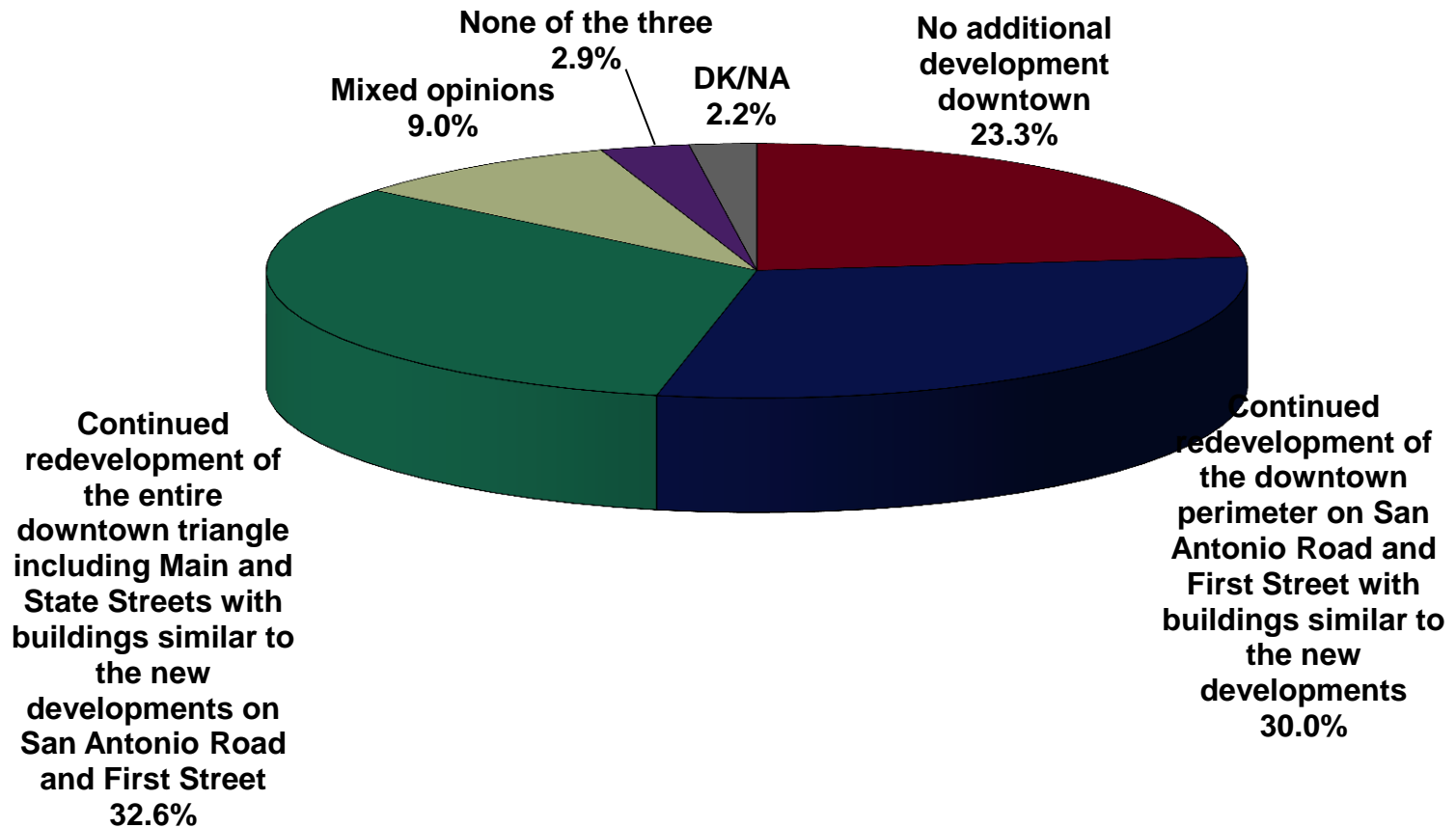
		11F. 1 Main Street, at the corner of San Antonio Road, the new Enchante (On-shawn-TAY) Hotel									
		1 I strongly dislike it		02		03		04		5 I strongly like it	
		Column N %	Count	Column N %	Count	Column N %	Count	Column N %	Count	Column N %	Count
12. Why did you indicate you strongly like at least one of the buildings we have been discussing?	Like the style of the building(s)	56.8%	15	34.7%	6	53.2%	21	36.5%	19	53.4%	63
	The building(s) is new / replaced unattractive older buildings	31.5%	8	26.4%	5	20.1%	8	35.8%	19	22.6%	27
	The building(s) has wider sidewalks / benches / fountains / open space	15.5%	4	21.1%	4	20.1%	8	8.0%	4	16.4%	19
	The building(s) has more parking	13.8%	4	12.5%	2	24.7%	10	6.5%	3	10.4%	12
	There is increased selection	5.5%	1	4.3%	1	1.7%	1	10.0%	5	6.8%	8
	The building(s) is good for the environment	11.9%	3	21.6%	4	19.1%	8	14.7%	8	11.8%	14
	The building(s) adds vibrancy / brings more people downtown;	16.8%	4	47.2%	9	23.2%	9	32.5%	17	30.7%	36
	Other	2.5%	1	0.0%	0	4.0%	2	5.2%	3	.6%	1
DK/NA	2.7%	1	0.0%	0	0.0%	0	0.0%	0	2.2%	3	
13. Why did you indicate you strongly dislike at least one of the buildings we have been discussing?	Don't like the style of the building(s)	43.9%	21	17.3%	2	37.8%	8	17.0%	1	30.4%	7
	The building(s) is too tall / blocks views	44.3%	21	17.6%	2	51.9%	11	31.6%	2	22.5%	5
	The building(s) is too close to the street / street too narrow	19.9%	9	22.9%	3	27.8%	6	17.0%	1	12.9%	3
	The building(s) is too massive / bulky / out of proportion with other buildings	48.0%	22	53.9%	7	21.0%	5	66.5%	4	50.2%	11
	The building(s) does not have enough landscaping	15.1%	7	0.0%	0	15.6%	3	3.6%		11.9%	3
	Other	8.0%	4	5.9%	1	3.4%	1	5.5%		8.0%	2
	DK/NA	1.4%	1	6.4%	1	11.1%	2	0.0%	0	0.0%	0

Like/Dislike by Rating of Building

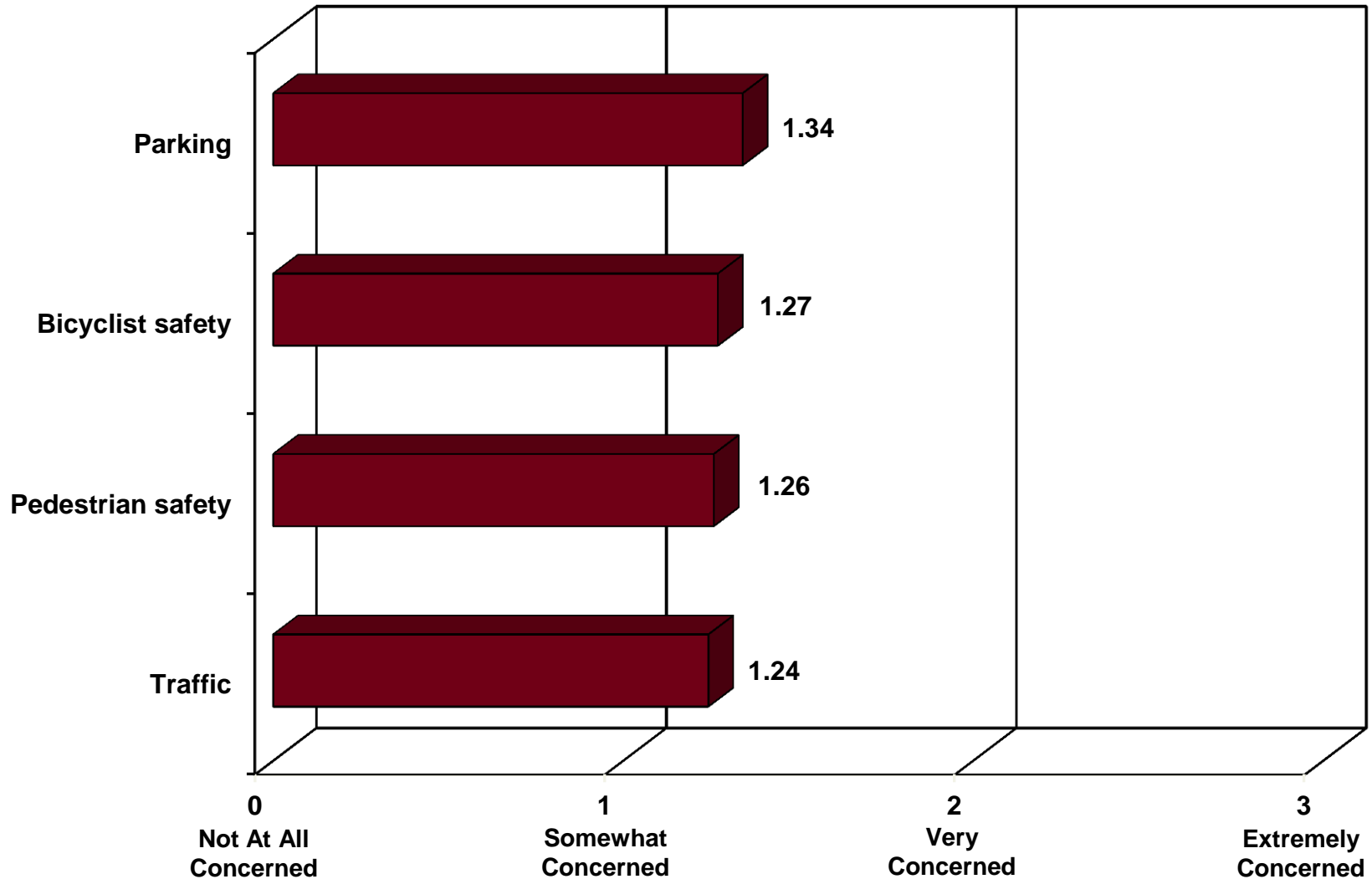
400 Main Street

		11G. 400 Main Street, at the corner of First and Main, across from the gas station, now retail, restaurant and office space									
		1 I strongly dislike it		02		03		04		5 I strongly like it	
		Column N %	Count	Column N %	Count	Column N %	Count	Column N %	Count	Column N %	Count
12. Why did you indicate you strongly like at least one of the buildings we have been discussing?	Like the style of the building(s)	72.5%	11	53.6%	11	51.0%	28	38.0%	31	43.9%	29
	The building(s) is new / replaced unattractive older buildings	13.5%	2	28.8%	6	22.8%	12	28.1%	23	37.2%	25
	The building(s) has wider sidewalks / benches / fountains / open space	13.2%	2	15.9%	3	20.3%	11	19.3%	16	5.8%	4
	The building(s) has more parking	10.2%	2	10.5%	2	8.6%	5	19.1%	15	5.5%	4
	There is increased selection	5.1%	1	3.2%	1	2.7%	1	2.7%	2	9.8%	6
	The building(s) is good for the environment	3.1%		41.1%	9	12.8%	7	10.5%	9	8.1%	5
	The building(s) adds vibrancy / brings more people downtown;	16.3%	3	25.1%	5	30.1%	16	29.6%	24	38.8%	26
	Other	4.3%	1	3.8%	1	2.7%	1	2.5%	2	0.0%	0
DK/NA	0.0%	0	0.0%	0	1.3%	1	0.0%	0	4.0%	3	
13. Why did you indicate you strongly dislike at least one of the buildings we have been discussing?	Don't like the style of the building(s)	53.6%	17	16.8%	4	45.1%	9	23.4%	6	56.8%	5
	The building(s) is too tall / blocks views	40.1%	13	41.7%	10	33.9%	6	29.1%	7	22.5%	2
	The building(s) is too close to the street / street too narrow	24.5%	8	19.8%	5	25.9%	5	11.6%	3	16.4%	2
	The building(s) is too massive / bulky / out of proportion with other buildings	50.0%	16	35.9%	9	33.7%	6	61.1%	15	23.7%	2
	The building(s) does not have enough landscaping	13.7%	4	24.8%	6	7.9%	2	5.5%	1	0.0%	0
	Other	4.7%	2	2.7%	1	8.3%	2	6.9%	2	2.6%	0
	DK/NA	0.0%	0	15.8%	4	0.0%	0	0.0%	0	0.0%	0

Q14. Preferences on Future Downtown Development (n=401)

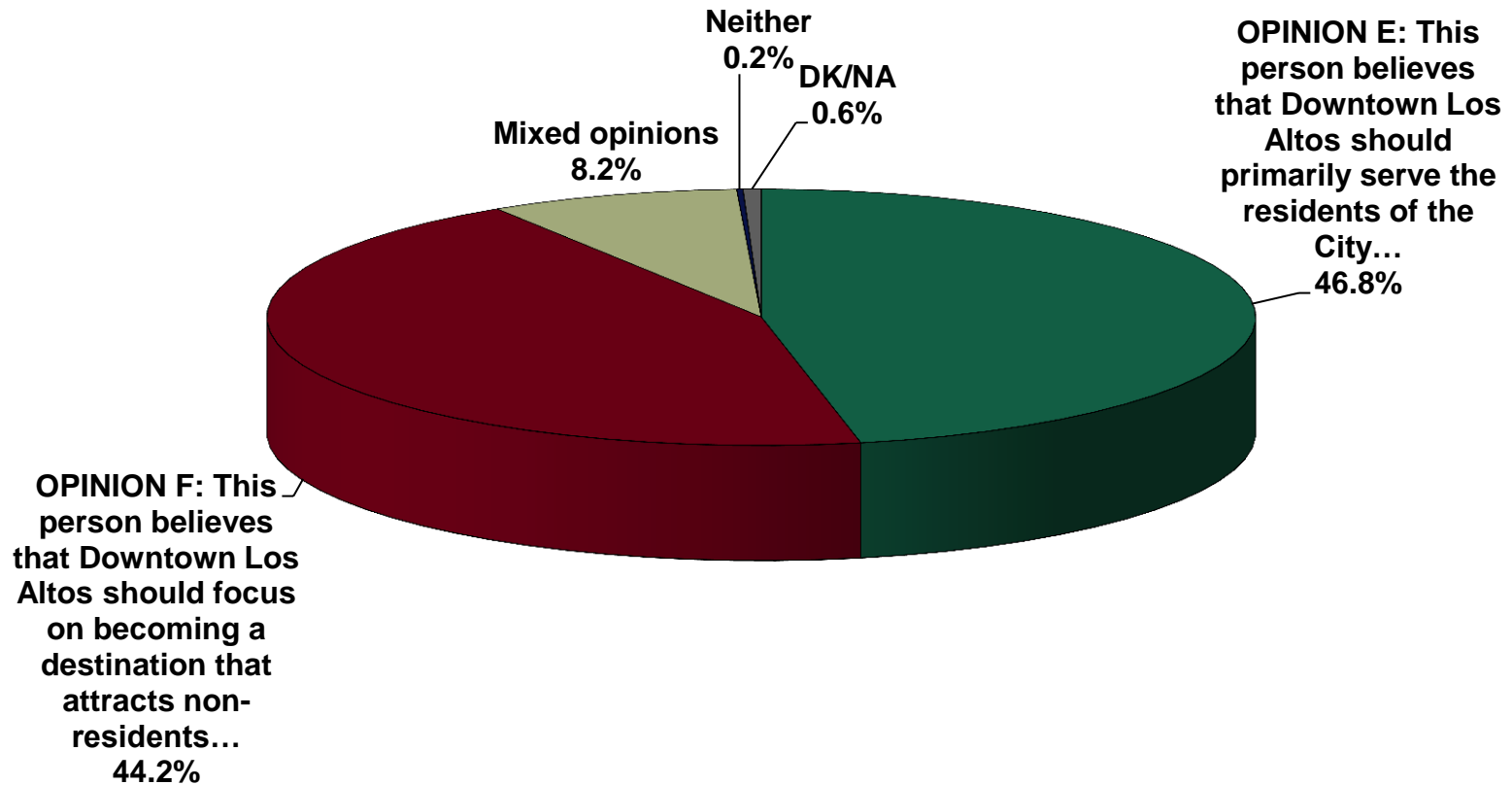


Q15. Areas of Potential Concern in Downtown (n=401)

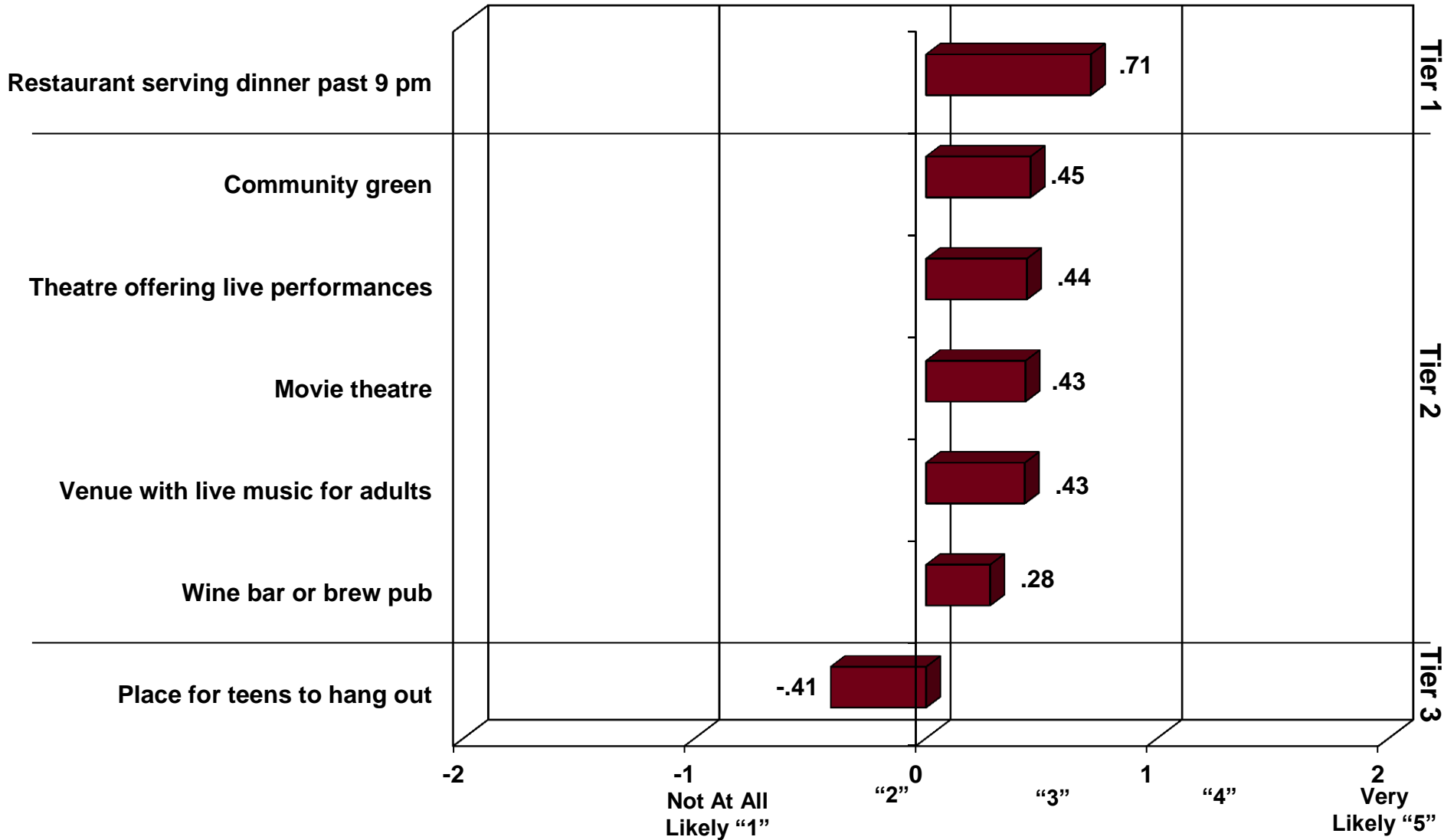


Note: The above rating questions have been abbreviated for charting purposes, and responses were recoded to calculate mean scores: "Extremely Concerned" = +3, "Very Concerned" = +2, "Somewhat Concerned" = +1, and "Not At All Concerned" = 0.

Q16. Comparison of Opinions About Focus of Downtown Los Altos (n=401)



Q17. Likelihood of Patronizing Various Types of Business in Downtown Los Altos (n=401)



Note: The above rating questions have been abbreviated for charting purposes, and responses were recoded to calculate mean scores: "Very Likely 5" = +2, "4" = +1, "3" = 0, "2" = -1, and "Not At All Likely 1" = -2.



GODBE RESEARCH
Gain Insight



www.godberesearch.com

California and Corporate Offices
1660 South Amphlett Boulevard, Suite 205
San Mateo, CA 94402

Nevada Office
59 Damonte Ranch Parkway, Suite B309
Reno, NV 89521

Pacific Northwest Office
601 108th Avenue NE, Suite 1900
Bellevue, WA 98004