





4350 EL CAMINO REAL

- GRAPHIC LEGEND:**
-  PROPOSED STORY POLE LOCATION
 -  PROPOSED BUILDING FOOTPRINT
 -  VEHICULAR SITE ACCESS
 -  PROPOSED CORNER OF BUILDING

STORY POLE DIAGRAM



STORY POLE EL CAMINO REAL ELEVATION

4350 EL CAMINO REAL

STORY POLE ELEVATION

10/03/2019



EL CAMINO REAL

AVERAGE LOT ELEVATION = ± 66.15'

STORY POLE EAST ELEVATION



LOS ALTOS AVE.

AVERAGE LOT ELEVATION = ± 66.15'

STORY POLE SOUTH ELEVATION

4350 EL CAMINO REAL

STORY POLE ELEVATIONS