

# 2019 New Transit Service Plan

*Draft Proposal*

*Los Altos City Council • February 12, 2018*

*Jay Tyree, Senior Transportation Planner*



*Solutions that move you*

# Background

2016 Community engagement → Draft Next Network

2017 VTA Board adopts final Next Network plan

*...waiting for BART service to start Next Network...*

2018 VTA Financial Stability Committee looks at long-term financial sustainability

Dec 2018 VTA Board directs staff to develop new service plan

Jan 2019 VTA Board directs staff to conduct outreach on new plan

**January Community engagement**

**February Community engagement**

# VTA Board Direction for the 2019 New Transit Service Plan

- 1** Maintain today's total cost (no service increase)
- 2** More ridership service & less coverage service
- 3** Minimize cuts in South County

current service

**\$360M / year**

total cost

**70/30**

ridership/coverage



Next Network

**\$375M / year**

total cost

**83/17**

ridership/coverage



Draft 2019  
New Transit  
Service Plan

**\$360M / year**

total cost

**90/10**

ridership/coverage



## Two Types of Transit Routes

- **Ridership** routes: service to areas with higher ridership
- **Coverage** routes: service to areas with lower ridership

**70%**  
**RIDERSHIP**



**30%**  
**COVERAGE**

# 10,000+ Points of Community Feedback Created this Plan

*What we heard...*

- ✓ **Service should be more frequent**
- ✓ **Willing to walk to faster transit**
- ✓ **Less coverage service**
- ✓ **More ridership service**
- ✓ **Make service easy to understand**



# Proposed Light Rail Service



- B** Shortened (Baypointe – Santa Teresa)
- G** No change (Old Ironsides – Winchester)
- O** No change (Mountain View – Alum Rock)
- P** Replaced with bus route

# Bus Service Improvements (compared to Next Network)

*Frequent Service to New Areas*

26

68

*More Frequent Service Between  
BART and Downtown San Jose*

500

*More Morning and Evening Trips on  
Popular Routes*

522

23



# Bus Service Cuts (compared to Next Network)

## *Discontinue Entire Route*

65

83

## *Reduce Weekend Service Frequency*

27

44

47

59

## *Fewer Trips in the Early Morning & Late Evening*

20

21

22

27

31

40

44

47

52

53

56

57

59

61

63

71

77

72

73

# Bus Service Cuts (compared to Next Network)

## *Change Route Alignment*

53

56

## *Discontinue Entire Express Bus Route*

101

122

182

185

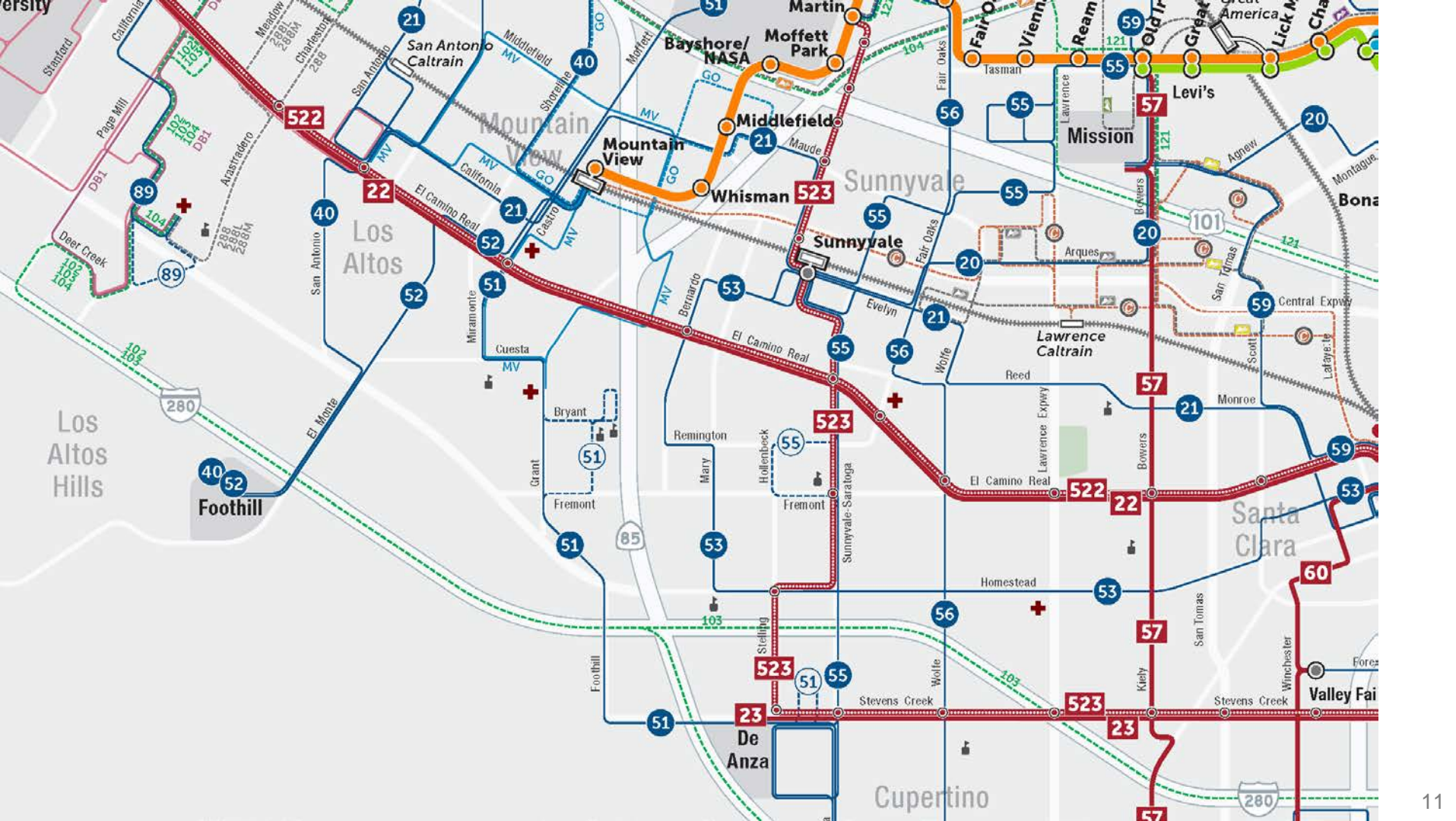
## *Discontinue Some Express Bus Trips*

102

103

121

168



## Ridership Impact

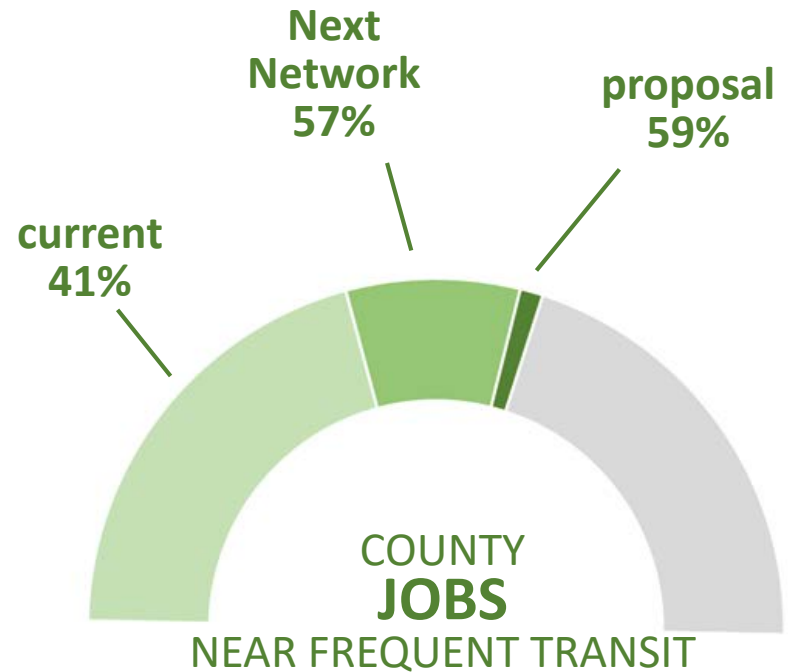
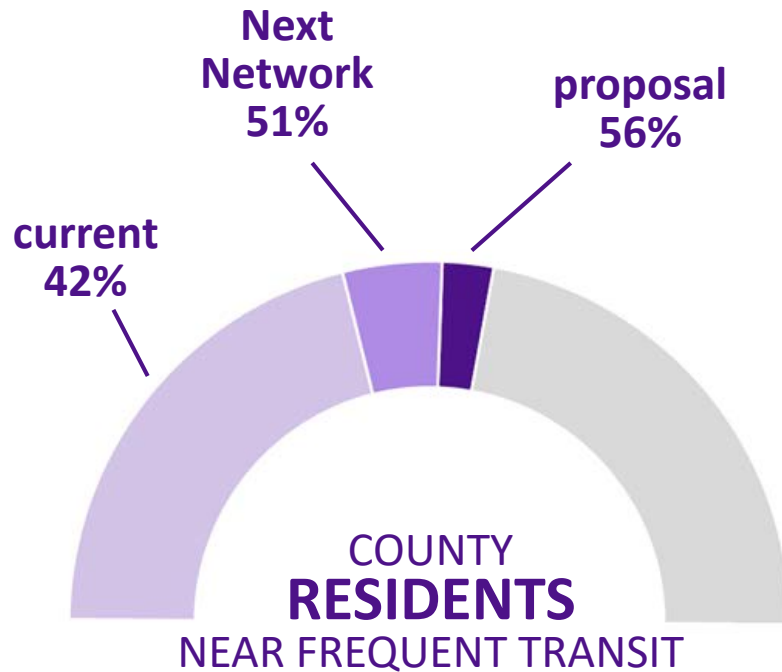
**7-9%**

higher ridership  
than current service

**1%**

lower ridership  
than Next Network

# More County residents & jobs near Frequent transit → ridership increase



## Other Impacts to be Analyzed

- Impact to *VTA Access* ADA paratransit customers
- Impact to Title VI low-income and minority customers

*both **Title VI** and **paratransit** analyses to be conducted in March*

## Community Engagement

- 6 VTA-hosted community meetings
- Presentations at other meetings
- YouTube Live online meeting
- Flyers on buses + trains
- Email blasts, blog posts

[newtransitplan.vta.org](https://newtransitplan.vta.org)

*collecting feedback through February 28*

# Next

January Community engagement


February Community engagement

March Revise plan

April Final plan to VTA committees

May **Final plan to VTA Board of Directors**

June  
July  
August  
September



Implementation activities (scheduling, manufacturing signage, preparing and printing passenger materials, operator training, etc.)

Oct – Dec **New service starts when BART service begins**