



10 Yerba Buena

10 Yerba Buena Avenue
Los Altos, CA 94022

| NET LOT AREA: | _____ square feet | | |
|--|-------------------|-------------------|-------------------|
| | Existing | Change in | Total Proposed |
| % OF FRONT YARD PAVING | N/A | N/A | 600 sq ft (18%) |
| HABITABLE LIVING AREA: (includes habitable basement area) | 3,826 square feet | 2,711 square feet | 6,538 square feet |
| NON-HABITABLE AREA: | 1,483 square feet | 0 square feet | 1,483 square feet |

| | Existing | Proposed | Allowed/Required |
|---|--|--|---------------------------|
| LOT COVERAGE: (Land area covered by all structures that are over 6 feet in height) | 3,891 square feet (17.4%) | 3,939 square feet (17.5%) | 6,718 square feet (30%) |
| FLOOR AREA: | 1st Flr: 3,470 sq ft 2nd Flr: 1,965 sq ft Total: 5,435 sq ft (24.3%) | 1st Flr: 3,685 sq ft 2nd Flr: 2,264 sq ft Total: 5,949 sq ft (26.6%) | 4,989 square feet (22.3%) |
| SETBACKS: | | | |
| Front | 38 feet | -13 feet | 25 feet |
| Rear | 27 feet | 2 feet | 29 feet |
| Right side (1 st /2 nd) | 4'-3" feet/___feet | 0 feet/___feet | 4'-3 feet/___feet |
| Left side (1 st /2 nd) | 10 feet/___feet | 5 feet/___feet | 15 feet/___feet |
| HEIGHT: @ TANK HOUSE | 40 feet | 0 feet | 40 feet |

DRAWING INDEX

COVER SHEET

MAIN HOUSE

- A1.0 (E) SITE PLAN
- A1.1 NEW SITE PLAN
- A1.2 FLOOR AREA DIAGRAMS
- A2.0 (E) BASEMENT PLAN
- A2.1 (E) FIRST FLOOR PLAN
- A2.2 (E) SECOND FLOOR PLAN
- A2.3 NEW BASEMENT PLAN
- A2.4 NEW FIRST FLOOR PLAN
- A2.5 NEW SECOND FLOOR PLAN
- A3.0 (E) ROOF PLAN
- A3.1 NEW ROOF PLAN
- A4.0 (E) EXTERIOR ELEVATIONS
- A4.1 (E) EXTERIOR ELEVATIONS
- A4.2 NEW EXTERIOR ELEVATIONS
- A4.3 NEW EXTERIOR ELEVATIONS
- A5.0 (E) SECTIONS
- A5.1 NEW SECTIONS
- A5.2 NEW SECTIONS

BARN

- B1.0 (E) BARN FLOOR PLAN
- B1.1 NEW BARN FLOOR PLAN
- B1.2 FLOOR AREA DIAGRAMS
- B2.0 (E) BARN EXTERIOR ELEVATIONS
- B2.1 NEW BARN EXTERIOR ELEVATIONS

WATER TOWER

- W1.0 (E) WATER TOWER MAIN FLOOR PLAN
- W1.1 NEW WATER TOWER MAIN FLOOR PLAN
- W1.2 FLOOR AREA DIAGRAMS
- W2.0 (E) WATER TOWER EXTERIOR ELEVATIONS
- W2.1 (E) WATER TOWER EXTERIOR ELEVATIONS
- W2.2 NEW WATER TOWER EXTERIOR ELEVATIONS
- W2.3 NEW WATER TOWER EXTERIOR ELEVATIONS
- W3.0 NEW WATER TOWER SECTIONS

GENERAL NOTES

BUILDING OWNER:

APN #: 167-29-059

CONSTRUCTION TYPE:

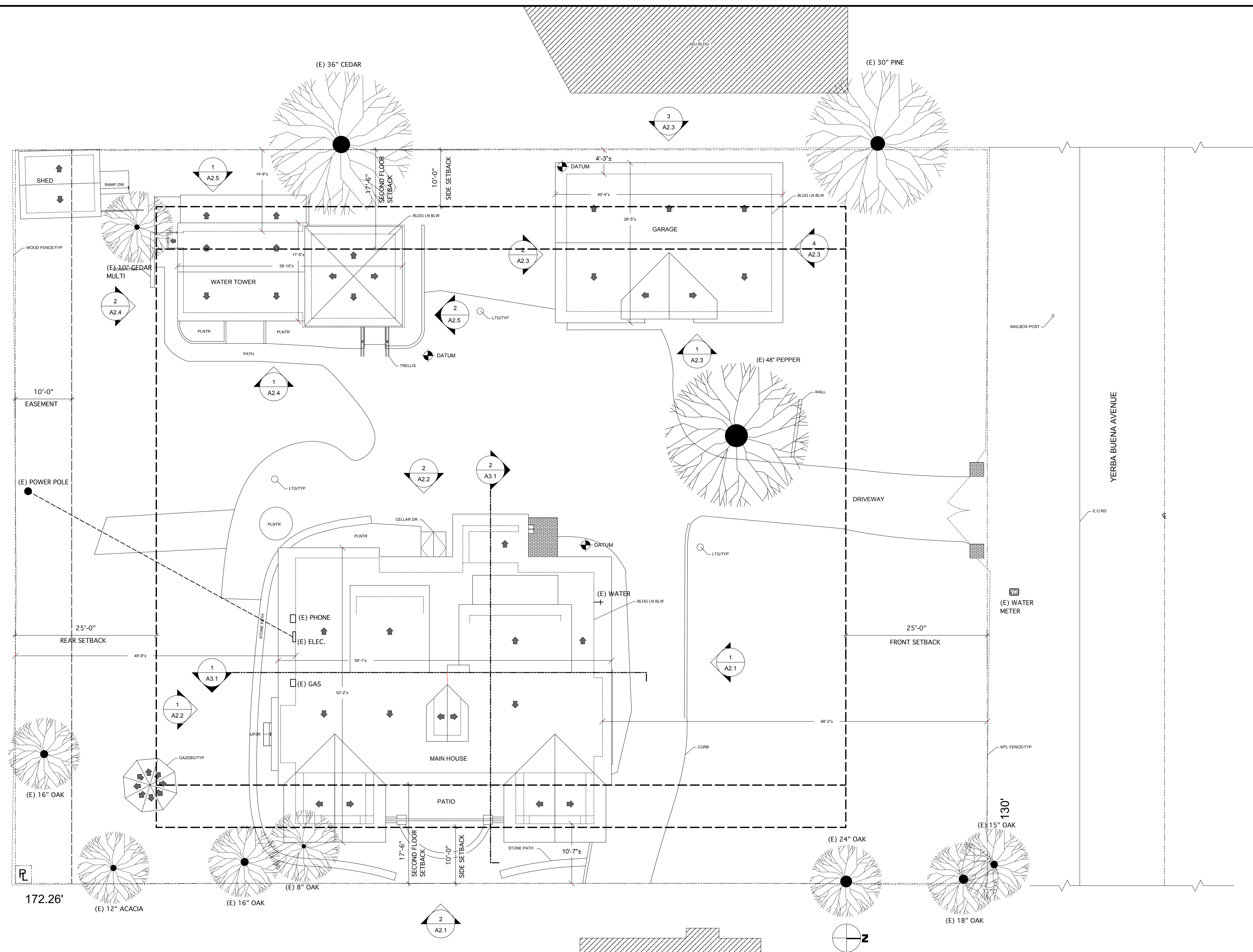
OCCUPANCY:

APPLICABLE CODES:

- 2010 CALIFORNIA BUILDING CODE
- 2010 CALIFORNIA PLUMBING CODE
- 2010 CALIFORNIA MECHANICAL CODE
- 2010 CALIFORNIA ELECTRICAL CODE
- 2010 CALIFORNIA ENERGY CODE
- LOCAL CITY OF LOS ALTOS CODES

Gregory P. Evard Architect, AIA

416 Lerida Ave, Los Altos, CA 94024
Ph: (650) 948-3600 Fax: (650) 948-3601



1 EXISTING ARCHITECTURAL SITE PLAN
 22,394 SQFT PROPERTY LINE SCALE: 1/8"=1'-0"

PLEASE NOTE:
 THIS IS NOT A SURVEY. PROPERTY LINES TAKEN FROM TAX ASSESSOR'S MAP. PLACEMENT ASSUMED.

Gregory P. Evard
 Architect, AIA
 171 Main Street #100
 Los Altos, CA
 94022
 Ph: (650) 948-2600
 Fax: (650) 948-2601

Written dimensions on these drawings shall have precedence over scaled dimensions. Contractor will verify and be responsible for all dimensions and conditions of the Project and the Architect must be notified immediately of any variations from the dimensions and conditions shown by these drawings. These drawings and the ideas represented by them are and shall remain the property of the Architect and no part thereof shall be used for any other than this project without the written consent of the Architect.

10 YERBA BUENA AVE.
 LOS ALTOS CA 94022

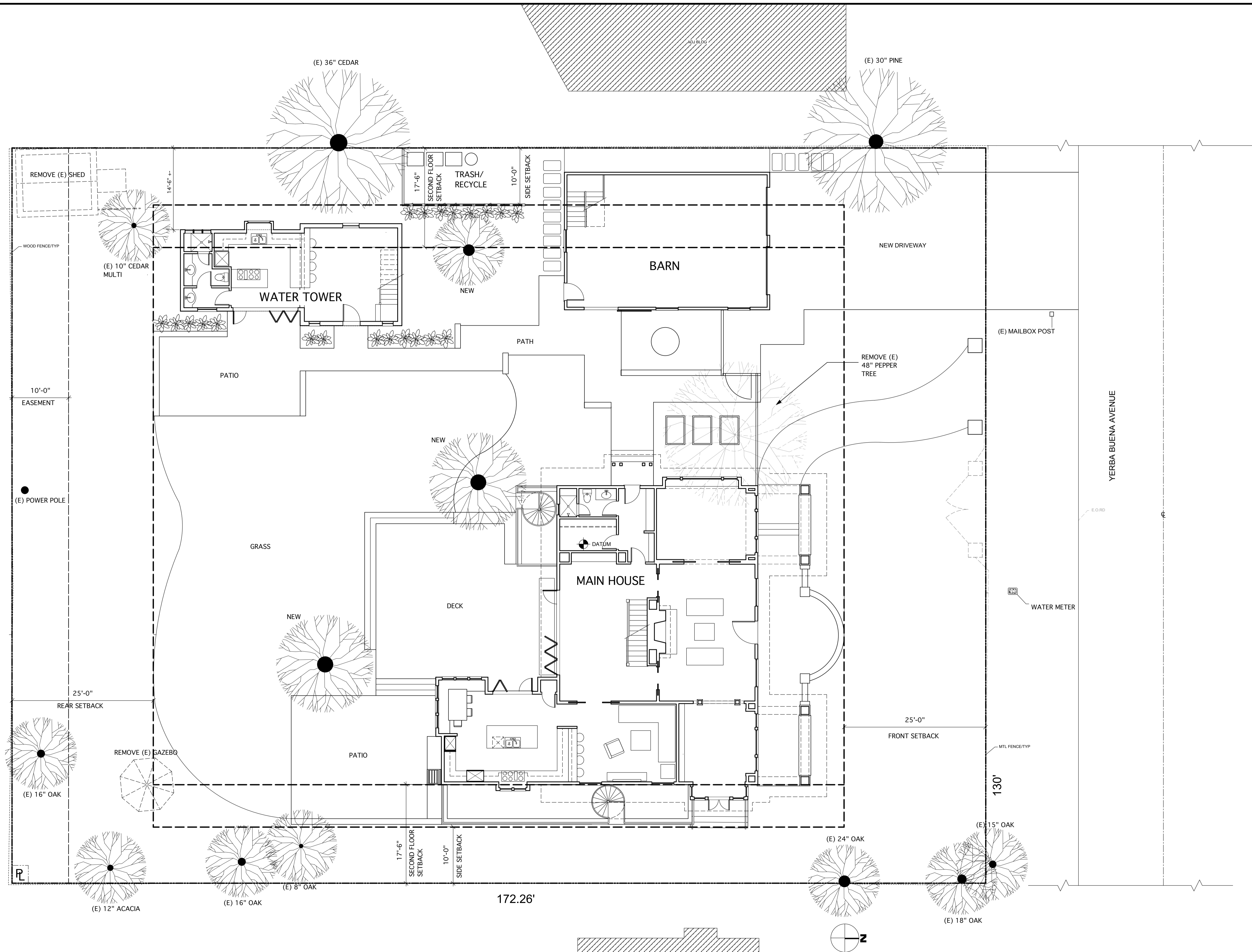
10 YERBA BUENA AVE.
 LOS ALTOS CA 94022

| Revisions | No. | Date |
|-----------|-----|------|
| | | |
| | | |
| | | |

Date: Nov. 13, 2013

Project:

A1.0



1 NEW ARCHITECTURAL SITE PLAN
 22,394 SQFT PROPERTY LINE SCALE: 1/8"=1'-0"

PLEASE NOTE:
 THIS IS NOT A SURVEY. PROPERTY LINES TAKEN FROM TAX
 ASSESSOR'S MAP. PLACEMENT ASSUMED.

Gregory P. Evard
 Architect, AIA
 171 Main Street #100
 Los Altos, CA
 94022
 Tel: (650) 948-2000
 Fax: (650) 948-2001

Written dimensions on these drawings shall have precedence over scaled dimensions. Contractor will verify and be responsible for all dimensions and conditions of the Project and the Architect must be notified immediately of any variations from the dimensions and conditions shown by these drawings. These drawings and the ideas represented by them are and shall remain the property of the Architect and no part thereof shall be used for any other than this project without the written consent of the Architect.

10 YERBA BUENA AVE.
 LOS ALTOS CA 94022

10 YERBA BUENA AVE.
 LOS ALTOS CA 94022

| Revisions | No. | Date |
|-----------|-----|------|
| | | |
| | | |
| | | |

Date: Nov. 13, 2013

Project:

A.I.I

Written dimensions on these drawings shall have precedence over scaled dimensions. Contractor will verify and be responsible for all dimensions and conditions of the Project and the Architect must be notified immediately of any variations from the dimensions and conditions shown by these drawings. These drawings and the ideas represented by them are and shall remain the property of the Architect and no part thereof shall be used for any other than this project without the written consent of the Architect.

10 YERBA BUENA AVE.
 LOS ALTOS CA 94022

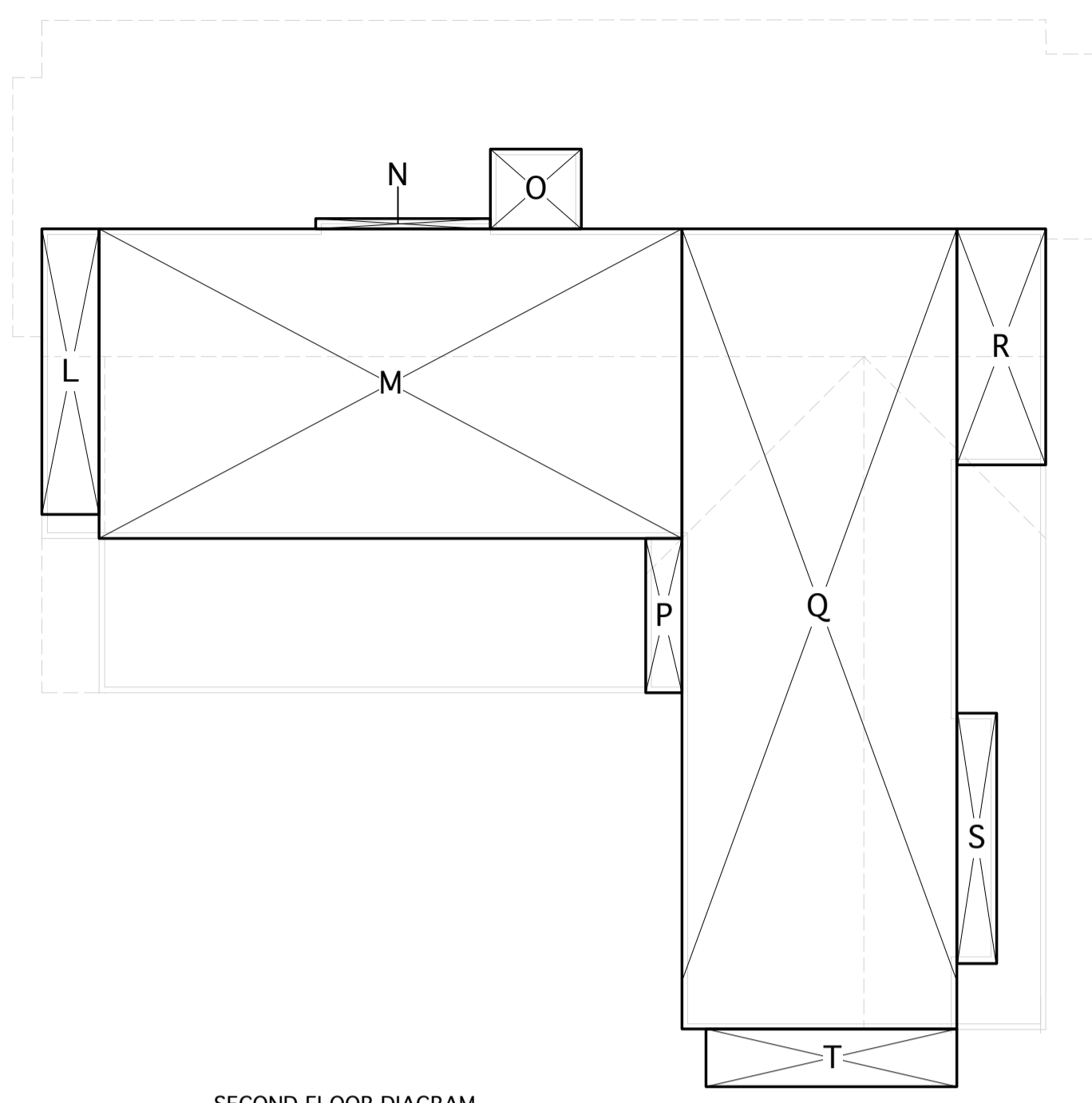
Revisions

| No. | Date |
|-----|------|
| | |
| | |
| | |

Date: Nov. 13, 2013

Project:

AI.2

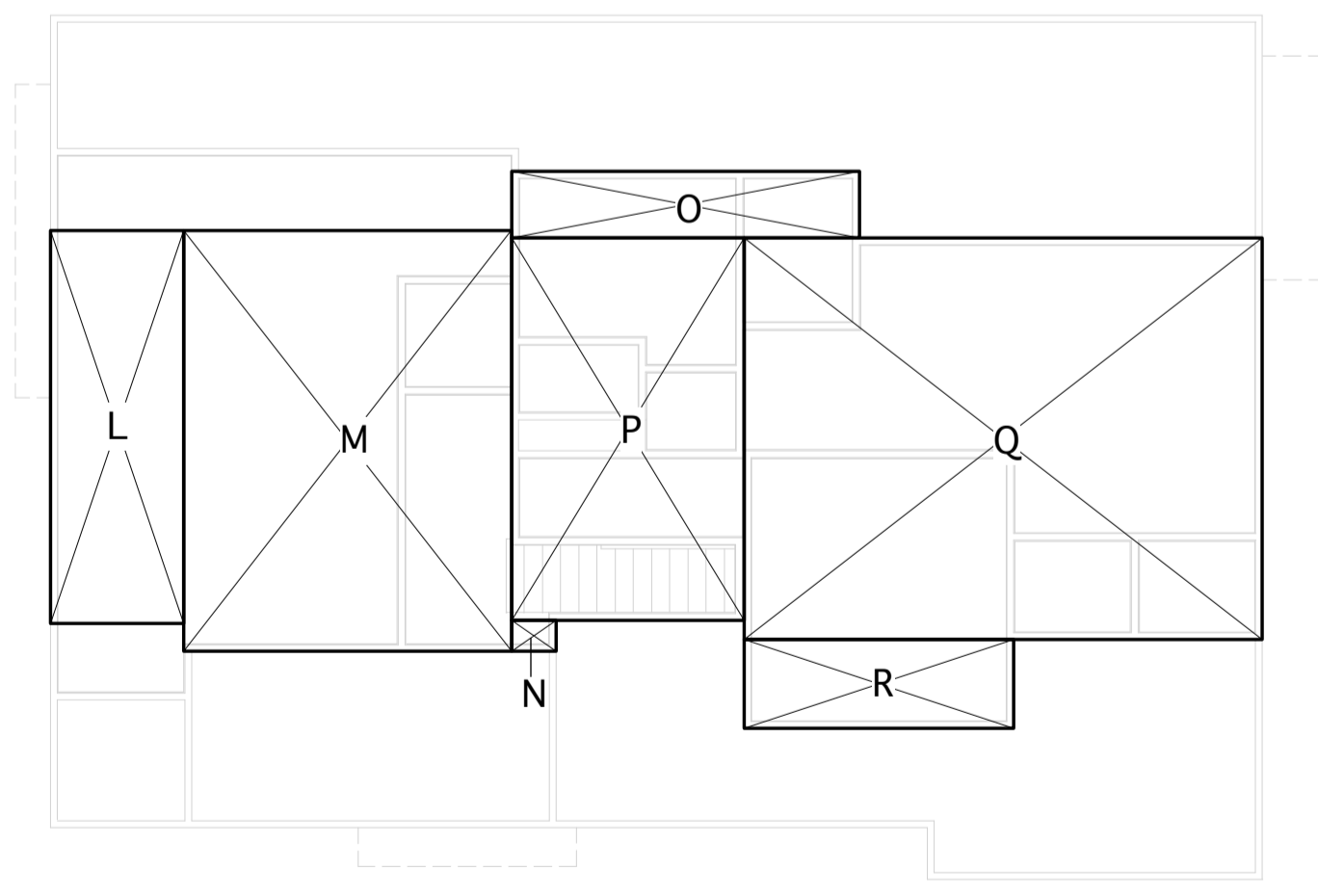


SECOND FLOOR DIAGRAM

NEW SECOND FLOOR AREA COVERAGE CALCULATIONS

| SECTION | DIMENSIONS | AREA |
|---------|------------------|---------------|
| L | 3'-0"X14'-11" | 45 SQ. FT. |
| M | 16'-2"X30'-5" | 492 SQ. FT. |
| N | 6 1/2"X9'-1" | 5 SQ. FT. |
| O | 4'-2"X 4'-9" | 20 SQ. FT. |
| P | 1'-10 1/2"X8'-1" | 15 SQ. FT. |
| Q | 14'-4"X41'-9" | 598.5 SQ. FT. |
| R | 4'-8"X12'-4" | 57.5 SQ. FT. |
| S | 2'-1"X13'-6" | 28 SQ. FT. |
| T | 3'-0"X13'-1" | 39.5 SQ. FT. |

NEW SECOND FLOOR AREA TOTAL: 1300.5 SQ. FT.

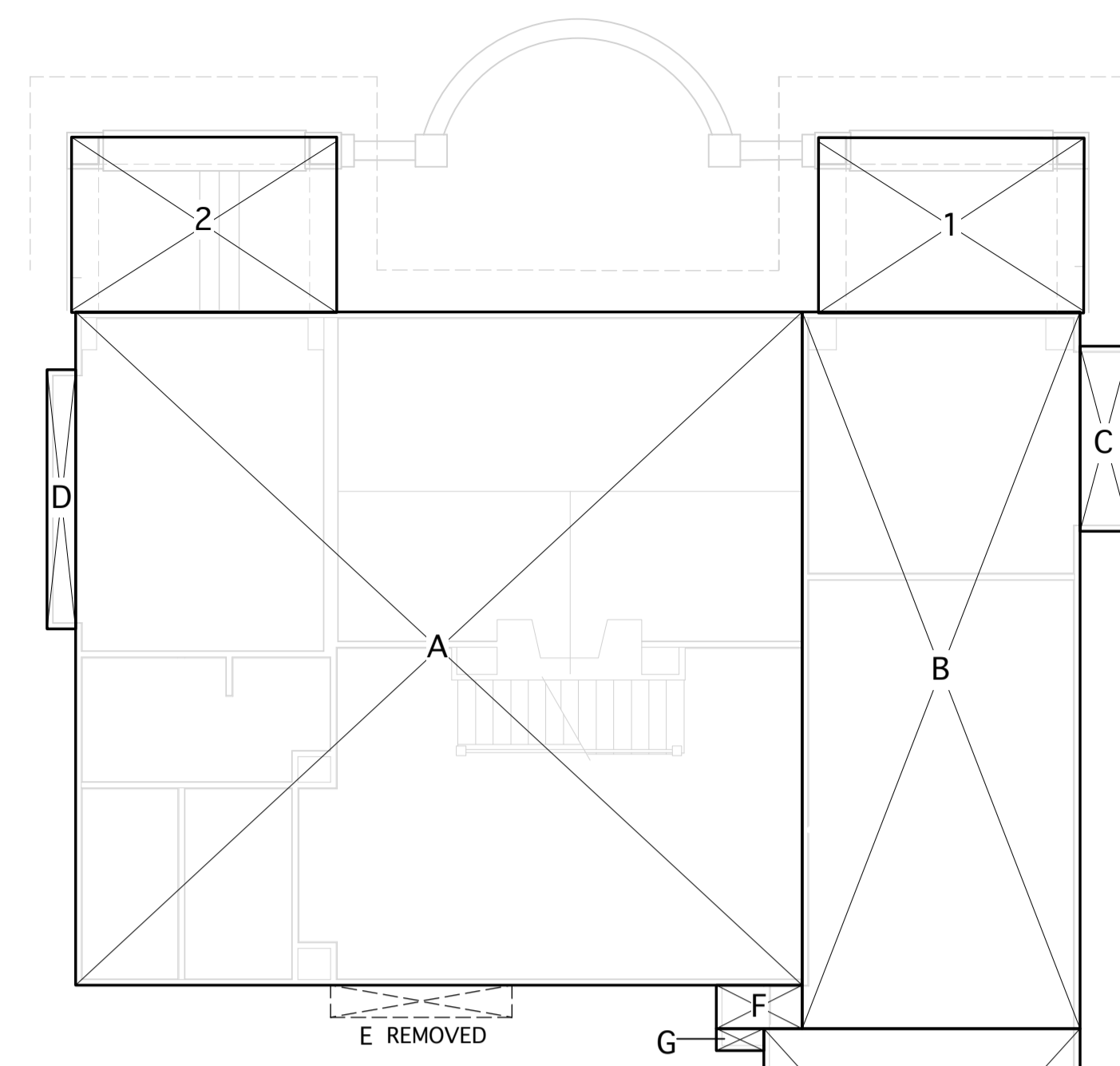


SECOND FLOOR DIAGRAM

EXISTING SECOND FLOOR AREA COVERAGE CALCULATIONS

| SECTION | DIMENSIONS | AREA |
|---------|-------------------|---------------|
| L | 5'-9"X17" | 98 SQ. FT. |
| M | 14'-2"X18'-2" | 258 SQ. FT. |
| N | 1'-4"X2' | 2.5 SQ. FT. |
| O | 2'-10 1/2"X15' | 43 SQ. FT. |
| P | 1'-6"X13'-6 1/2" | 166 SQ. FT. |
| Q | 17'-4 1/2"X22'-5" | 389.5 SQ. FT. |
| R | 3'-10"X11'-8" | 45 SQ. FT. |

(E) SECOND FLOOR AREA TOTAL: 1002 SQ. FT.



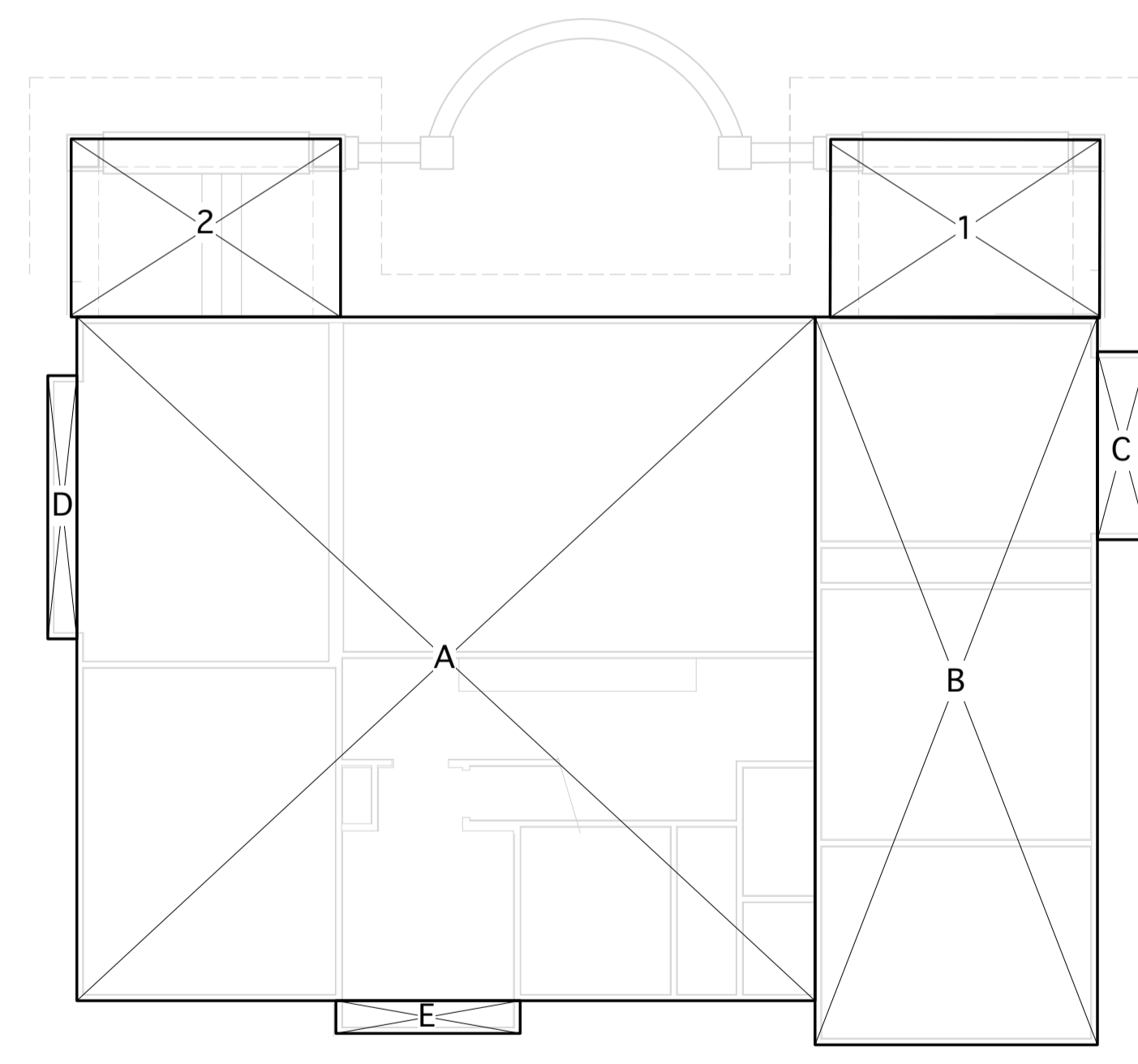
FIRST FLOOR DIAGRAM

NEW FIRST FLOOR AREA COVERAGE CALCULATIONS

| SECTION | DIMENSIONS | AREA |
|-----------------------------|-------------------|----------------|
| A | 35'-1 1/2"X35'-6" | 1332 SQ. FT. |
| B | 14'-6"X37'-4 1/2" | 542 SQ. FT. |
| C | 2'-7"X9'-8" | 25 SQ. FT. |
| D | 1'-6"X13'-6 1/2" | 20.5 SQ. FT. |
| E | REMOVED | ----- |
| SUBTOTAL (E) TO REMAIN | | 1919.5 SQ. FT. |
| F | 2'-3"X4'-6" | 10 SQ. FT. |
| G | 1'-2"X2'-6" | 3 SQ. FT. |
| H | 18'-3"X16'-6" | 301 SQ. FT. |
| J | 2'-6"X9'-3" | 23 SQ. FT. |
| K | 1'-0"X8'-0" | 8 SQ. FT. |
| SUBTOTAL NEW AREA | | 345 SQ. FT. |
| NEW FIRST FLOOR AREA TOTAL: | | 2264.5 SQ. FT. |

(E) TO REMAIN - COVERED PORCH AREA CALCULATIONS

| SECTION | DIMENSIONS | AREA |
|---|---------------|-------------|
| 1 | 9'-2"X13'-10" | 127 SQ. FT. |
| 2 | 9'-2"X13'-10" | 127 SQ. FT. |
| (E) TO REMAIN - COVERED PORCH AREA TOTAL: | | 254 SQ. FT. |



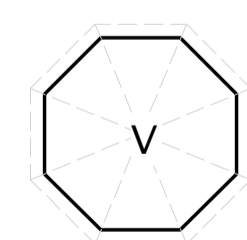
FIRST FLOOR DIAGRAM

EXISTING FIRST FLOOR AREA COVERAGE CALCULATIONS

| SECTION | DIMENSIONS | AREA |
|-----------------------------|-------------------|----------------|
| A | 35'-1 1/2"X35'-6" | 1332 SQ. FT. |
| B | 14'-6"X37'-4 1/2" | 542 SQ. FT. |
| C | 2'-7"X9'-8" | 25 SQ. FT. |
| D | 1'-6"X13'-6 1/2" | 20.5 SQ. FT. |
| E | 1'-8"X9'-5 1/2" | 16 SQ. FT. |
| (E) FIRST FLOOR AREA TOTAL: | | 1935.5 SQ. FT. |

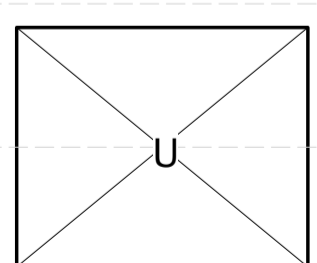
EXISTING COVERED PORCH AREA CALCULATIONS

| SECTION | DIMENSIONS | AREA |
|-------------------------------|---------------|-------------|
| 1 | 9'-2"X13'-10" | 127 SQ. FT. |
| 2 | 9'-2"X13'-10" | 127 SQ. FT. |
| (E) COVERED PORCH AREA TOTAL: | | 254 SQ. FT. |



(E) GAZEBO (TO BE REMOVED) DIAGRAM

| SECTION | DIMENSIONS | AREA |
|---------|-------------|------------|
| V | 8'-0"X8'-0" | 53 SQ. FT. |



(E) SHED (TO BE REMOVED) DIAGRAM

| SECTION | DIMENSIONS | AREA |
|---------|---------------|-------------|
| U | 10'-0"X12'-0" | 120 SQ. FT. |

Written dimensions on these drawings shall have precedence over scaled dimensions. Contractor will verify and be responsible for all dimensions and conditions of the Project and the Architect must be notified immediately of any variations from the dimensions and conditions shown by these drawings. These drawings and the ideas represented by them are and shall remain the property of the Architect and no part thereof shall be used for any other than this project without the written consent of the Architect.

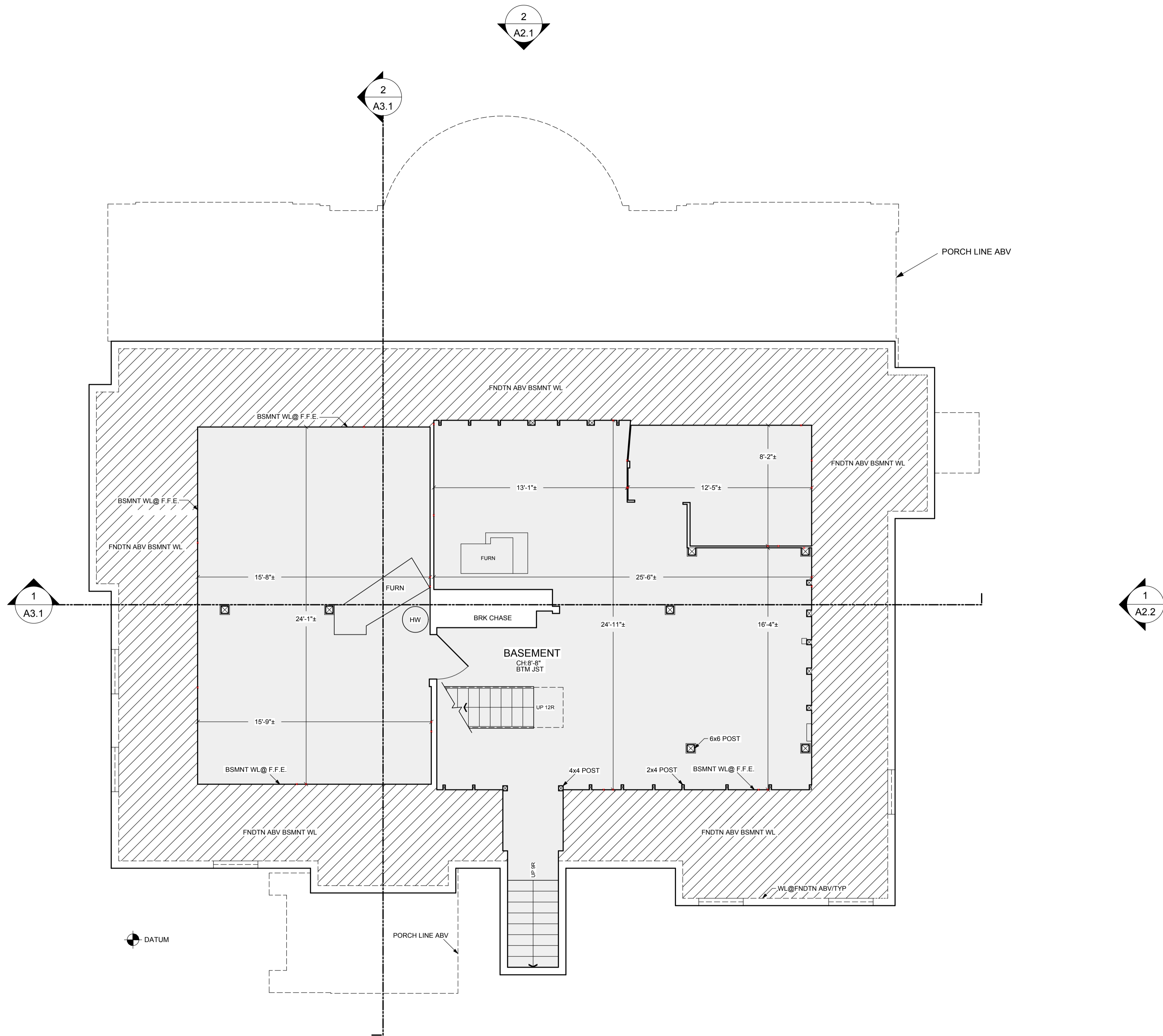
10 YERBA BUENA AVE.
 LOS ALTOS CA 94022

| Revisions | |
|-----------|------|
| No. | Date |
| | |
| | |
| | |

Date: Nov. 13, 2013

Project:

A2.0



1 EXISTING BASEMENT LEVEL FLOOR PLAN
 1,058 SQ. FT. SCALE : 1/4"=1'-0"

Written dimensions on these drawings shall have precedence over scaled dimensions. Contractor will verify and be responsible for all dimensions and conditions of the Project and the Architect must be notified immediately of any variations from the dimensions and conditions shown by these drawings. These drawings and the ideas represented by them are and shall remain the property of the Architect and no part thereof shall be used for any other than this project without the written consent of the Architect.

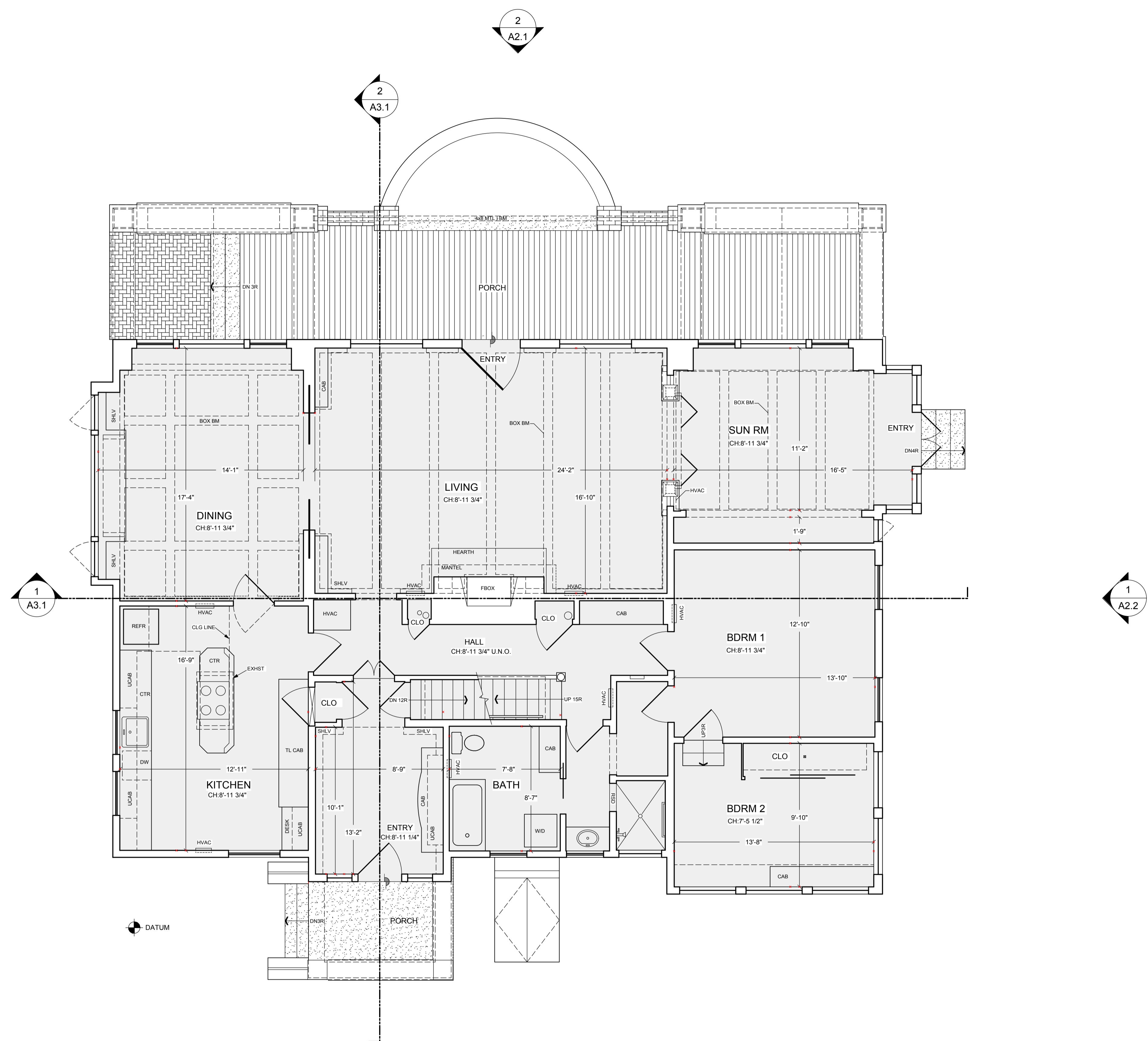
10 YERBA BUENA AVE.
 LOS ALTOS CA 94022

| Revisions | |
|-----------|------|
| No. | Date |
| | |
| | |
| | |

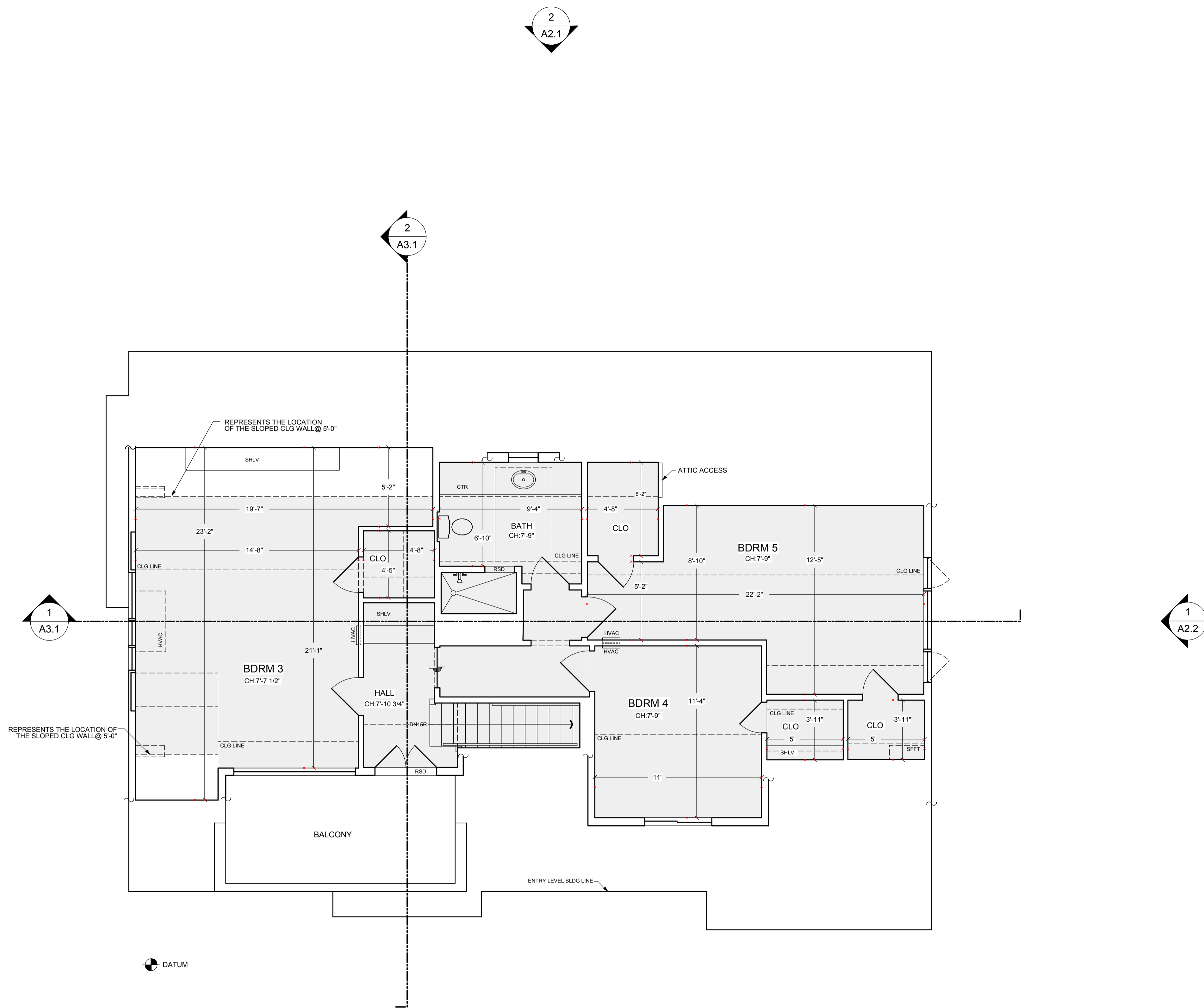
Date: Nov. 13, 2013

Project:

A2.1



1 EXISTING ENTRY LEVEL FLOOR PLAN
 1935.5 SQ. FT. HABITABLE AREA SCALE: 1/4"=1'-0"
 659 SQ. FT. PORCH AREA



1 EXISTING UPPER LEVEL FLOOR PLAN
 1002 SQ. FT. HABITABLE AREA SCALE : 1/4"=1'-0"
 122 SQ. FT. BALCONY

Gregory P. Evard
 Architect, AIA
 171 Main Street #100
 Los Altos, CA
 94022
 Ph: (650) 948-2000
 Fax: (650) 948-2001

Written dimensions on these drawings shall have precedence over scaled dimensions. Contractor will verify and be responsible for all dimensions and conditions of the Project and the Architect must be notified immediately of any variations from the dimensions and conditions shown by these drawings. These drawings and the ideas represented by them are and shall remain the property of the Architect and no part thereof shall be used for any other than this project without the written consent of the Architect.

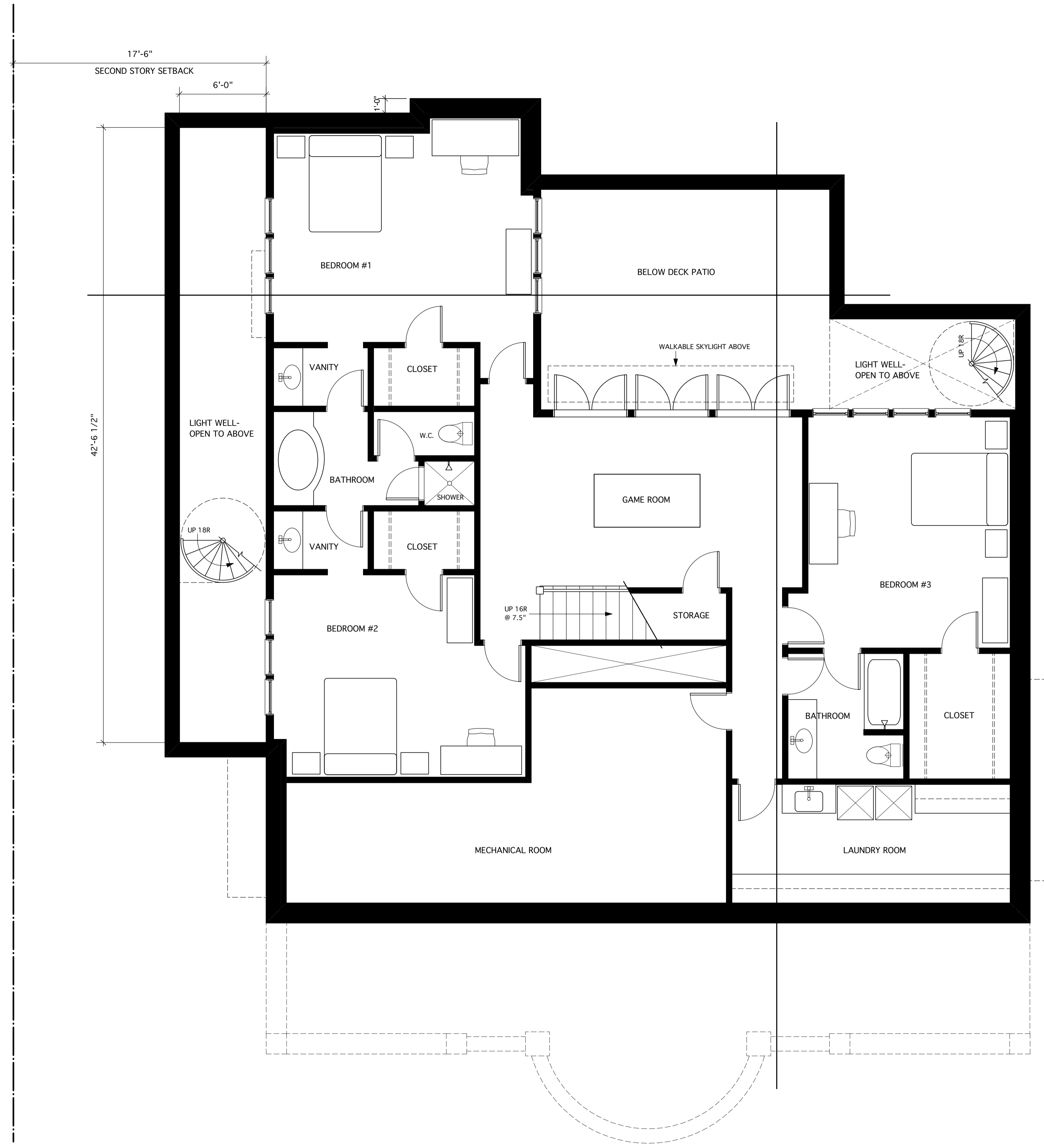
10 YERBA BUENA AVE,
 LOS ALTOS CA 94022

| Revisions | |
|-----------|------|
| No. | Date |
| | |
| | |
| | |

Date: Nov. 13, 2013

Project:

A2.2



17'-6"
SECOND STORY SETBACK

6'-0"

42'-6 1/2"

NEW BASEMENT PLAN 1/4"=1'-0"
2072 SQ. FT.

Gregory P. Evard
Architect, AIA
171 Main Street #100
Los Altos, CA
94022
Ph: (650) 948-2600
Fax: (650) 948-2601

Written dimensions on these drawings shall have precedence over scaled dimensions. Contractor will verify and be responsible for all dimensions and conditions of the Project and the Architect must be notified immediately of any variations from the dimensions and conditions shown by these drawings. These drawings and the ideas represented by them are and shall remain the property of the Architect and no part thereof shall be used for any other than this project without the written consent of the Architect.

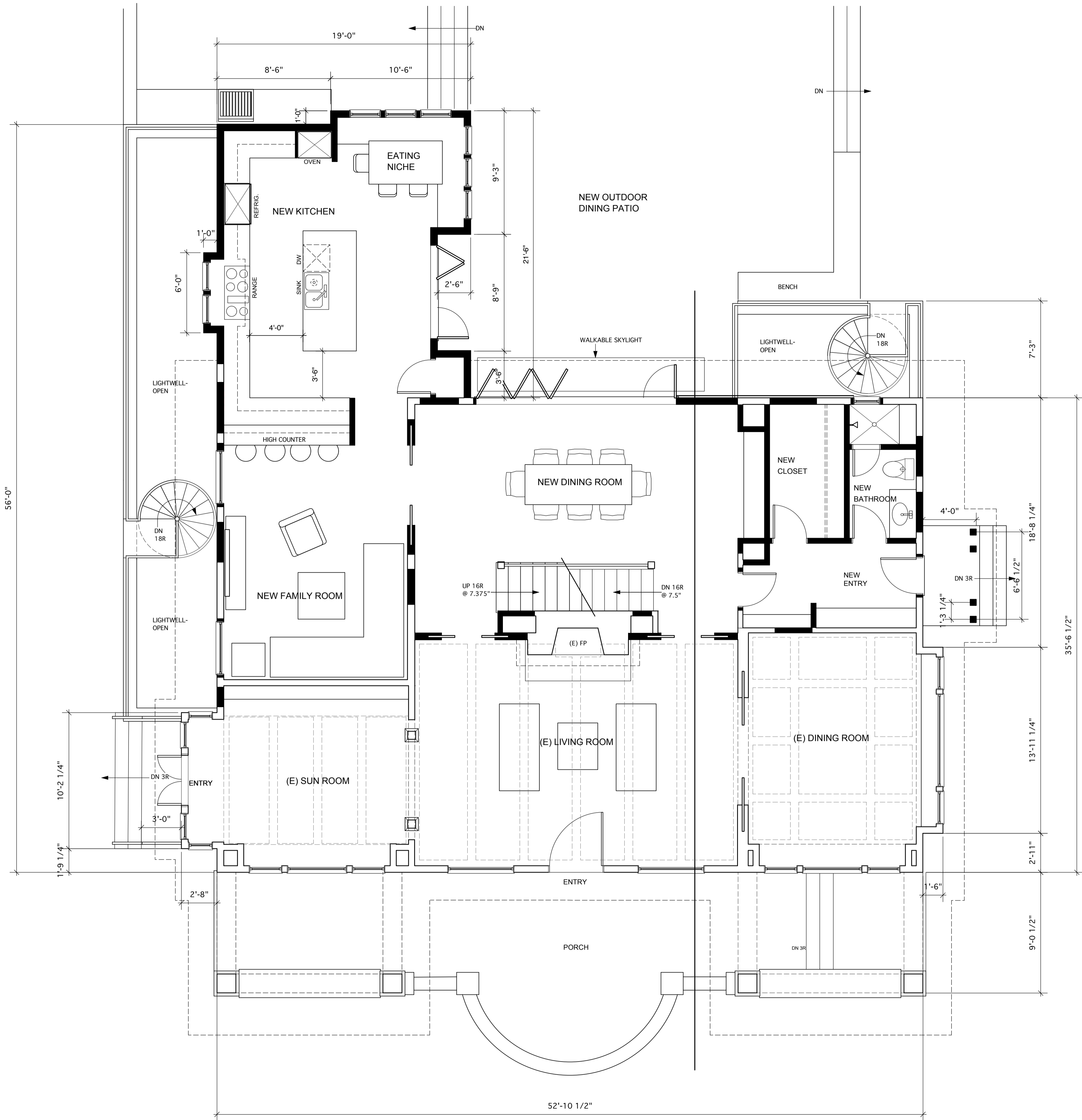
10 YERBA BUENA AVE.
LOS ALTOS CA 94022

| Revisions | |
|-----------|------|
| No. | Date |
| | |
| | |
| | |

Date: Nov. 13, 2013

Project:

A2.3




NEW FIRST FLOOR PLAN 1/4"=1'-0"
 2264.5 SQ. FT.

NOTE:
 ALL DIMENSIONS ARE TO F.O.S., U.N.O.

Gregory P. Evard
 Architect, AIA
 171 Main Street #100
 Los Altos, CA
 94022
 Ph: (650) 948-3000
 Fax: (650) 948-3001

Written dimensions on these drawings shall have precedence over scaled dimensions. Contractor will verify and be responsible for all dimensions and conditions of the Project and the Architect must be notified immediately of any variations from the dimensions and conditions shown by these drawings. These drawings and the ideas represented by them are and shall remain the property of the Architect and no part thereof shall be used for any other than this project without the written consent of the Architect.



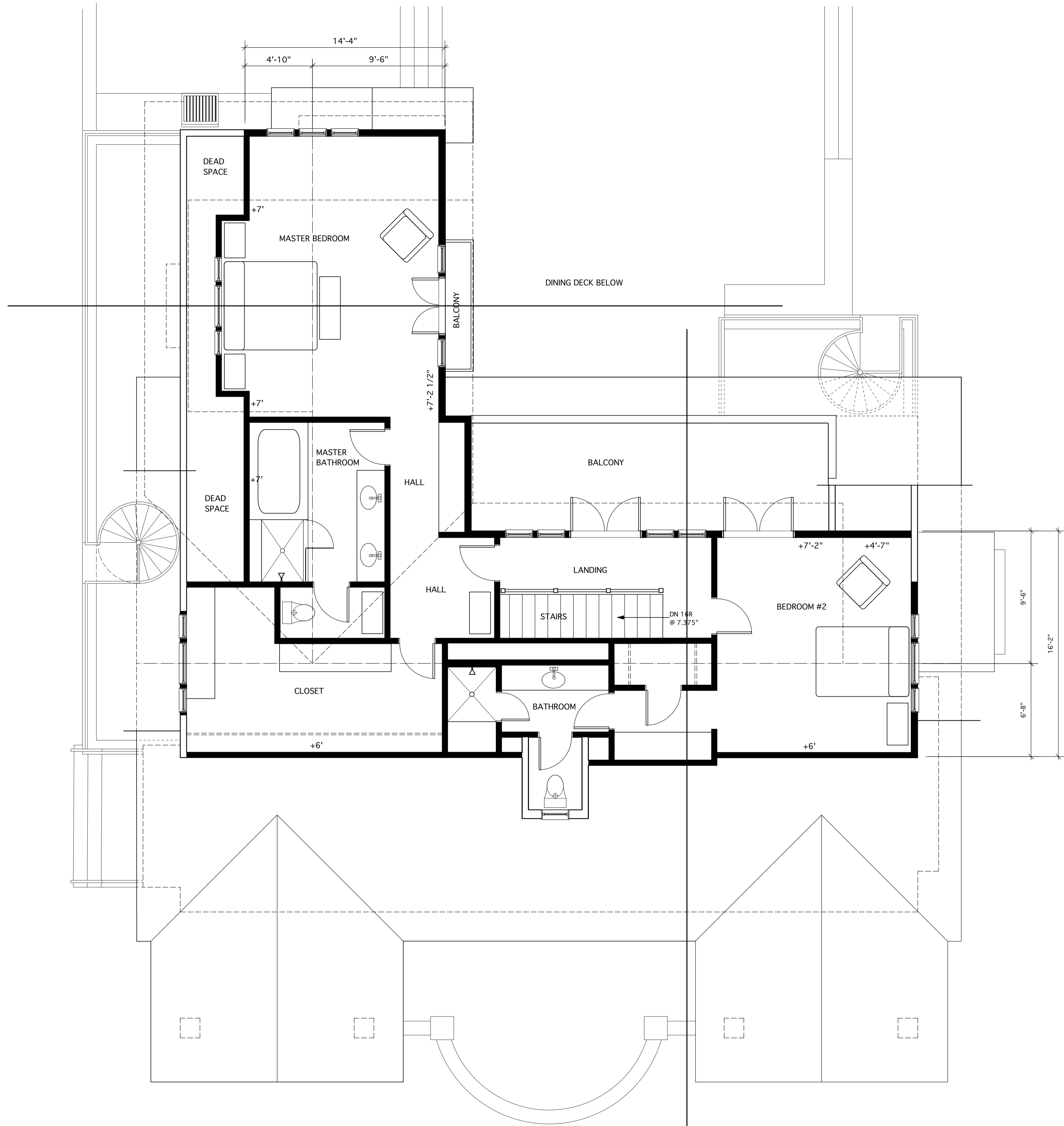
10 YERBA BUENA AVE.
 LOS ALTOS CA 94022

| Revisions | |
|-----------|------|
| No. | Date |
| | |
| | |
| | |

Date: Nov. 13, 2013

Project:

A2.4



NEW SECOND FLOOR PLAN
1300.5 SQ. FT.

1/4" = 1'-0"

NOTE:
ALL DIMENSIONS ARE TO F.O.S., U.N.O.

Gregory P. Evard
Architect, AIA
171 Main Street #100
Los Altos, CA
94022
Ph: (650) 948-2600
Fax: (650) 948-2601

Written dimensions on these drawings shall have precedence over scaled dimensions. Contractor will verify and be responsible for all dimensions and conditions of the Project and the Architect must be notified immediately of any variations from the dimensions and conditions shown by these drawings. These drawings and the ideas represented by them are and shall remain the property of the Architect and no part thereof shall be used for any other than this project without the written consent of the Architect.

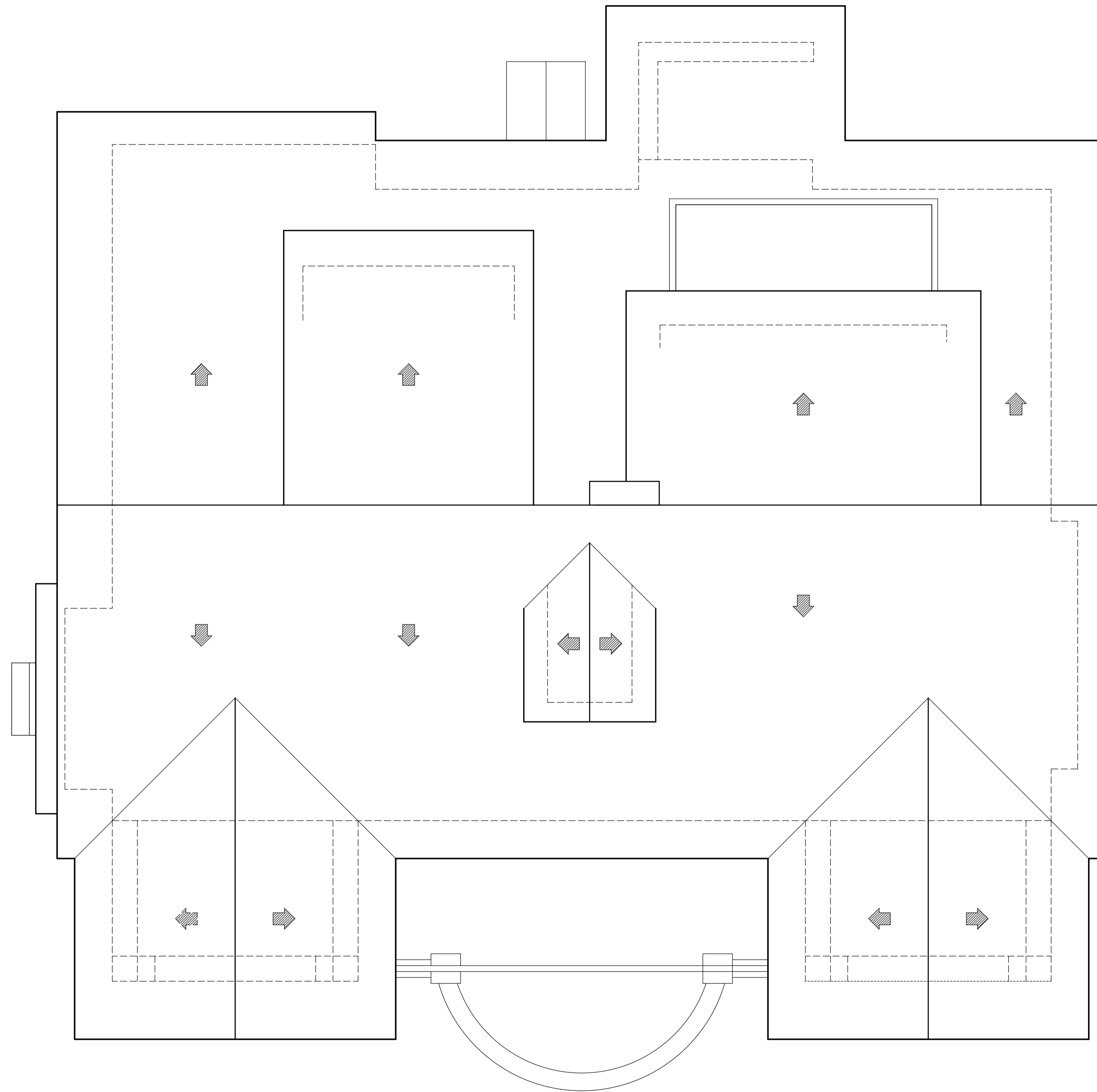
10 YERBA BUENA AVE.
LOS ALTOS CA 94022

| Revisions | |
|-----------|------|
| No. | Date |
| | |
| | |
| | |

Date: Nov. 13, 2013

Project:

A2.5



(E) ROOF PLAN 1/4"=1'-0"

Gregory P. Evard
 Architect, AIA
 171 Main Street #100
 Los Altos, CA 94022
 Ph: (650) 948-2049
 Fax: (650) 948-2001

Written dimensions on these drawings shall have precedence over scaled dimensions. Contractor will verify and be responsible for all dimensions and conditions of the Project and the Architect must be notified immediately of any variations from the dimensions and conditions shown by these drawings. These drawings and the ideas represented by them are and shall remain the property of the Architect and no part thereof shall be used for any other than this project without the written consent of the Architect.

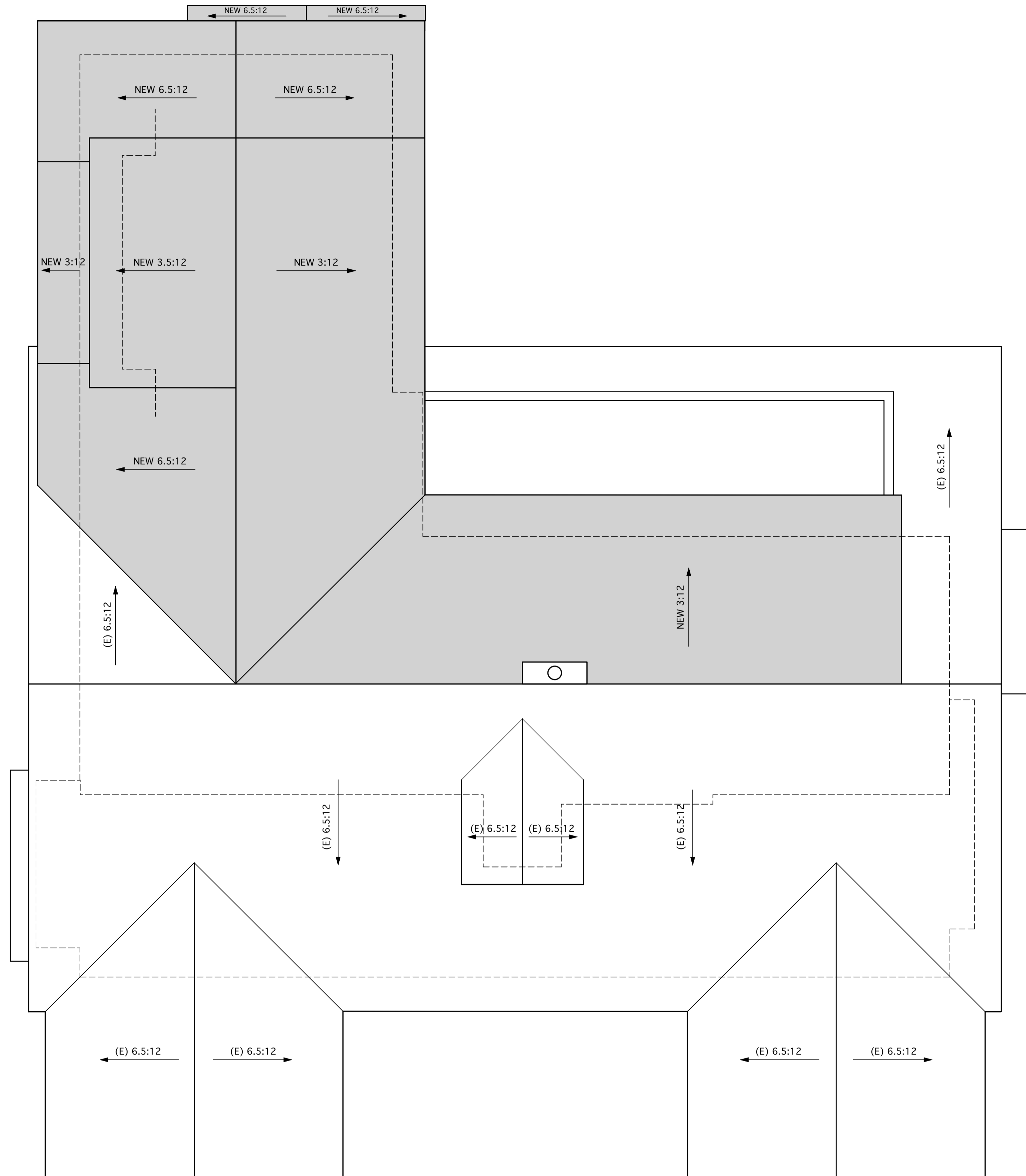
10 YERBA BUENA AVE.
 LOS ALTOS CA 94022

| Revisions | |
|-----------|------|
| No. | Date |
| | |
| | |
| | |

Date: Nov. 13, 2013

Project:

A3.0



NEW ROOF PLAN

1/4"=1'-0"

Gregory P. Evard
Architect, AIA
171 Main Street #100
Los Altos, CA
94022
Ph: (650) 948-2669
Fax: (650) 948-2601

Written dimensions on these drawings shall have precedence over scaled dimensions. Contractor will verify and be responsible for all dimensions and conditions of the Project and the Architect must be notified immediately of any variations from the dimensions and conditions shown by these drawings. These drawings and the ideas represented by them are and shall remain the property of the Architect and no part thereof shall be used for any other than this project without the written consent of the Architect.

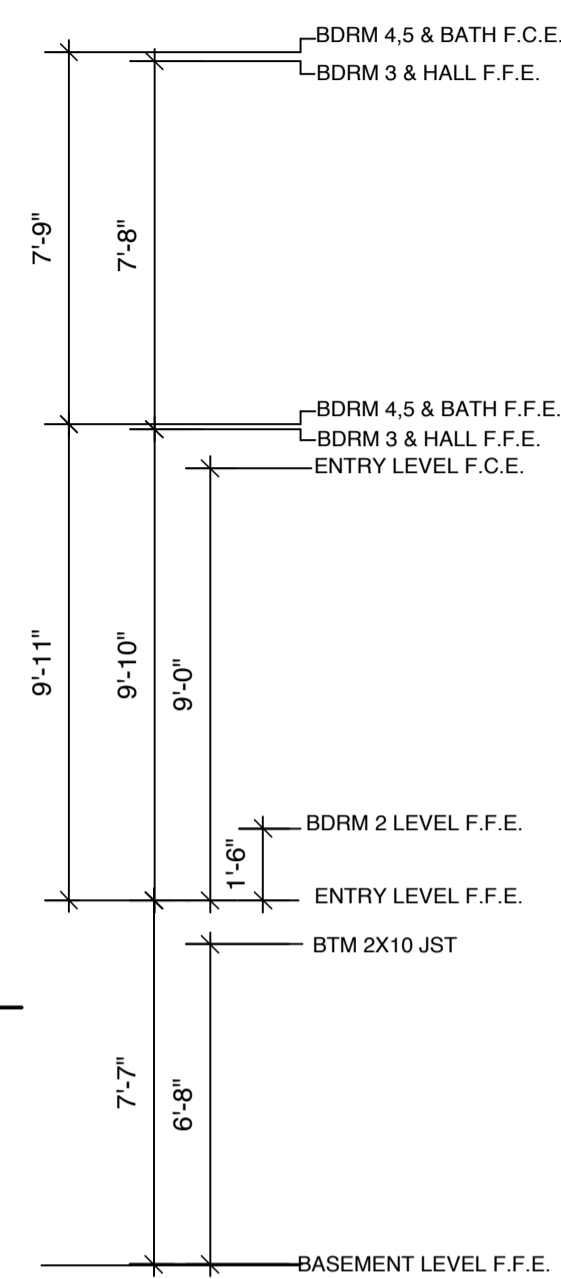
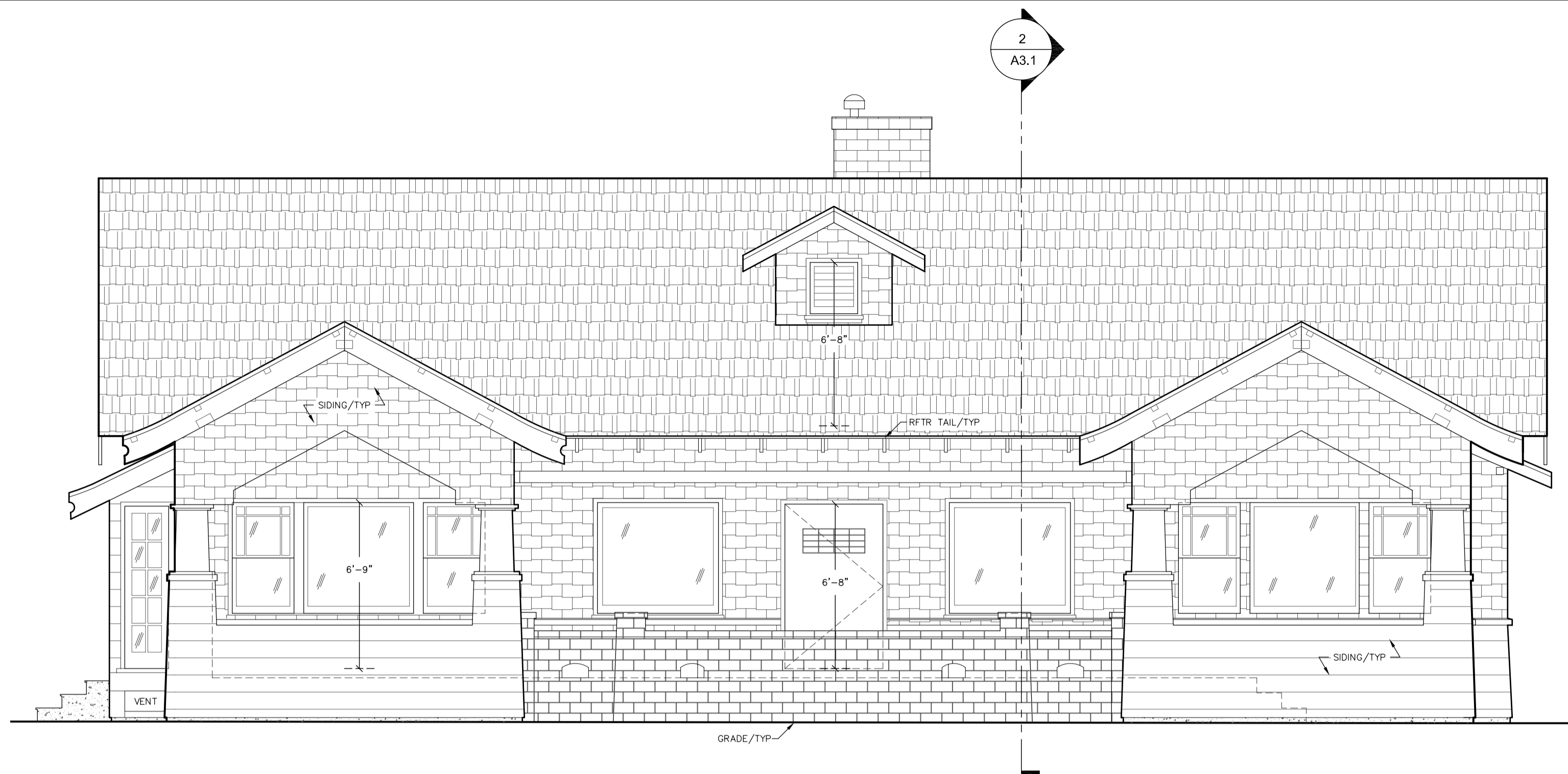
10 YERBA BUENA AVE.
LOS ALTOS CA 94022

| Revisions | |
|-----------|------|
| No. | Date |
| | |
| | |
| | |

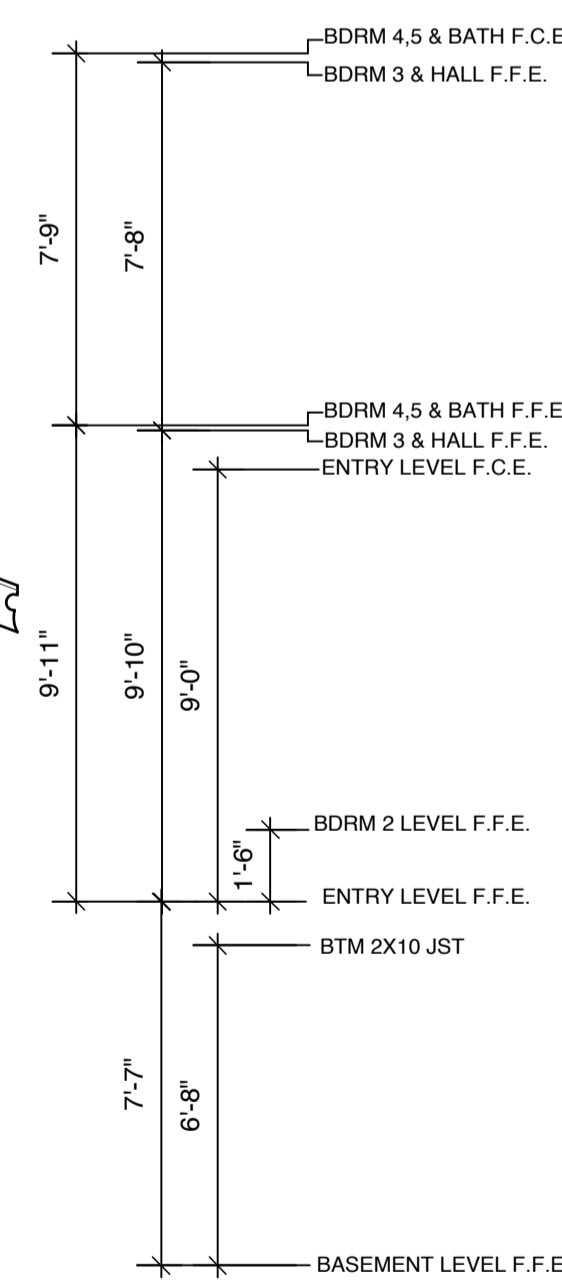
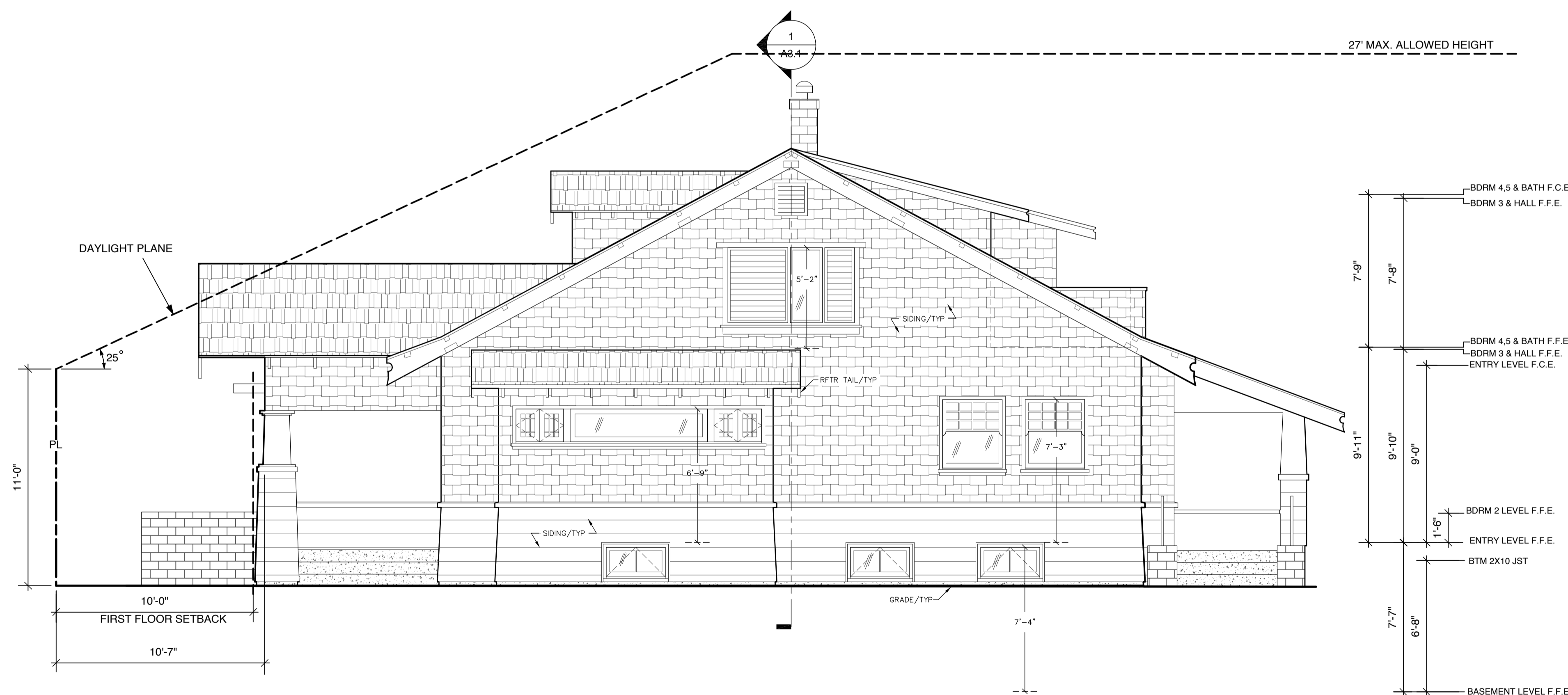
Date: Nov. 13, 2013

Project:

A3.1



② EXISTING EAST ELEVATION
(LEFT) SCALE: 1/4"=1'-0"



① EXISTING NORTH ELEVATION
(FRONT) SCALE: 1/4"=1'-0"

Gregory P. Evard
Architect, AIA
171 Main Street #100
Los Altos, CA
94022
Ph: (650) 948-2600
Fax: (650) 948-2601

Written dimensions on these drawings shall have precedence over scaled dimensions. Contractor will verify and be responsible for all dimensions and conditions of the Project and the Architect must be notified immediately of any variations from the dimensions and conditions shown by these drawings. These drawings and the ideas represented by them are and shall remain the property of the Architect and no part thereof shall be used for any other than this project without the written consent of the Architect.

Revisions

| No. | Date |
|-----|------|
| | |
| | |
| | |

10 YERBA BUENA AVE.
LOS ALTOS CA 94022

Date: Nov. 13, 2013

Project:

A4.0

Written dimensions on these drawings shall have precedence over scaled dimensions. Contractor will verify and be responsible for all dimensions and conditions of the Project and the Architect must be notified immediately of any variations from the dimensions and conditions shown by these drawings. These drawings and the ideas represented by them are and shall remain the property of the Architect and no part thereof shall be used for any other than this project without the written consent of the Architect.

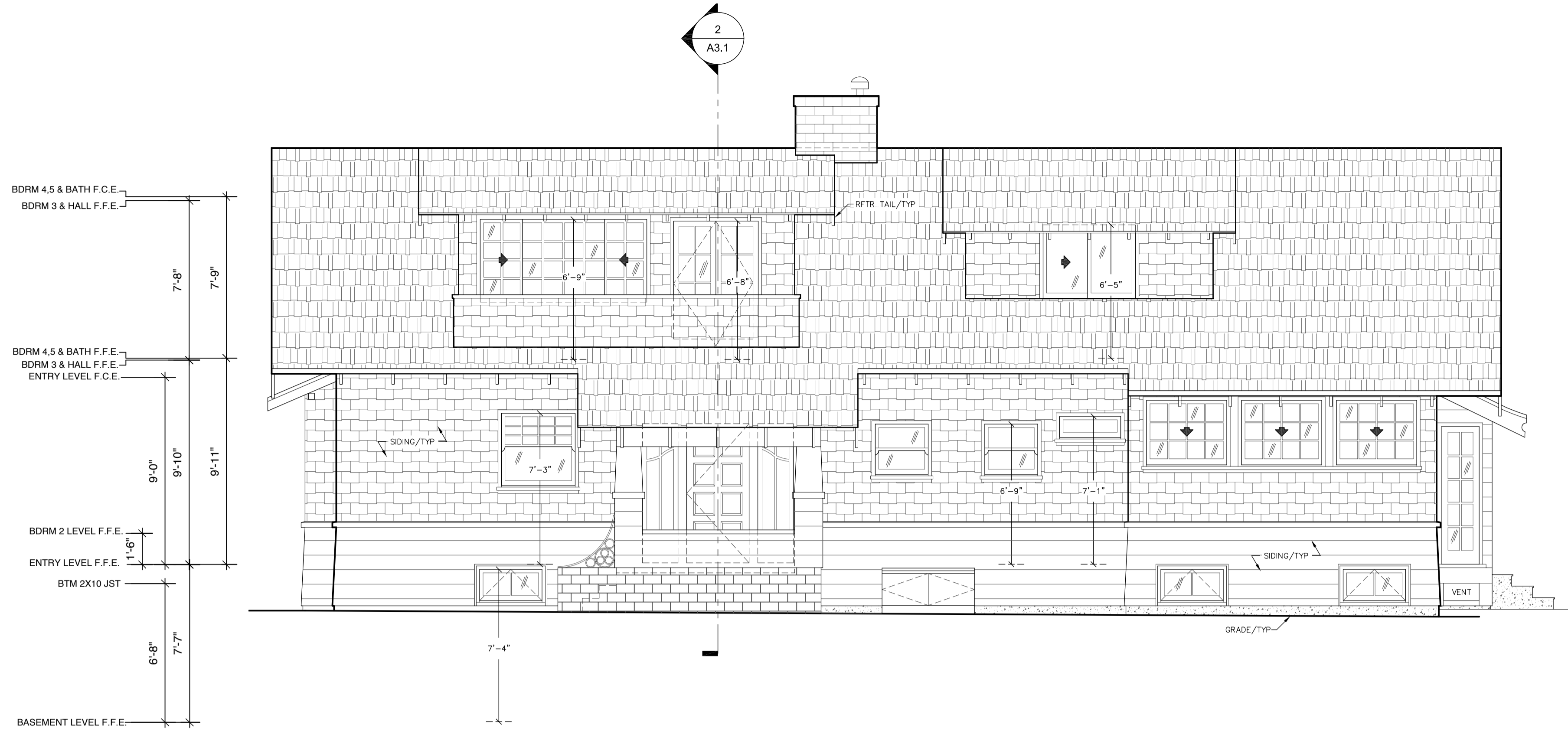
10 YERBA BUENA AVE.
 LOS ALTOS CA 94022

| Revisions | |
|-----------|------|
| No. | Date |
| | |
| | |
| | |

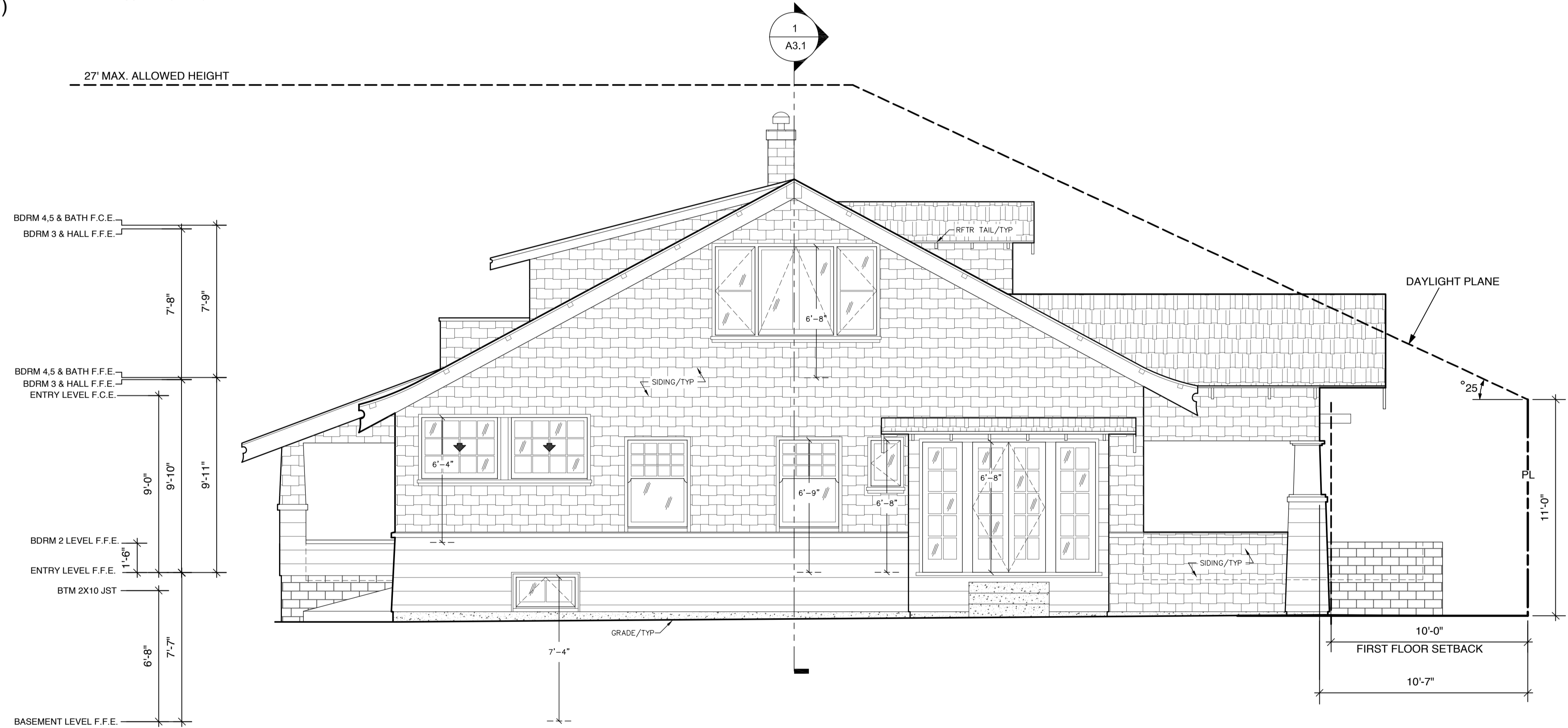
Date: Nov. 13, 2013

Project:

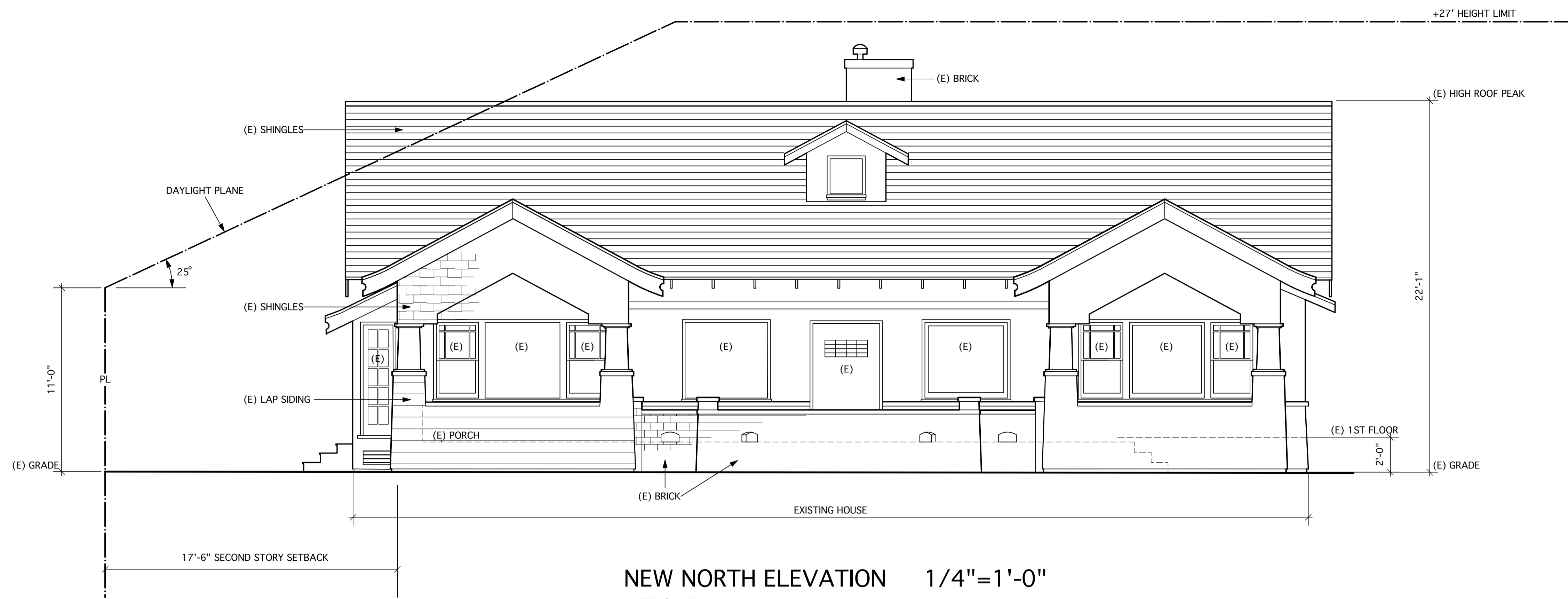
A4.I



② EXISTING WEST ELEVATION
 (RIGHT) SCALE: 1/4"=1'-0"

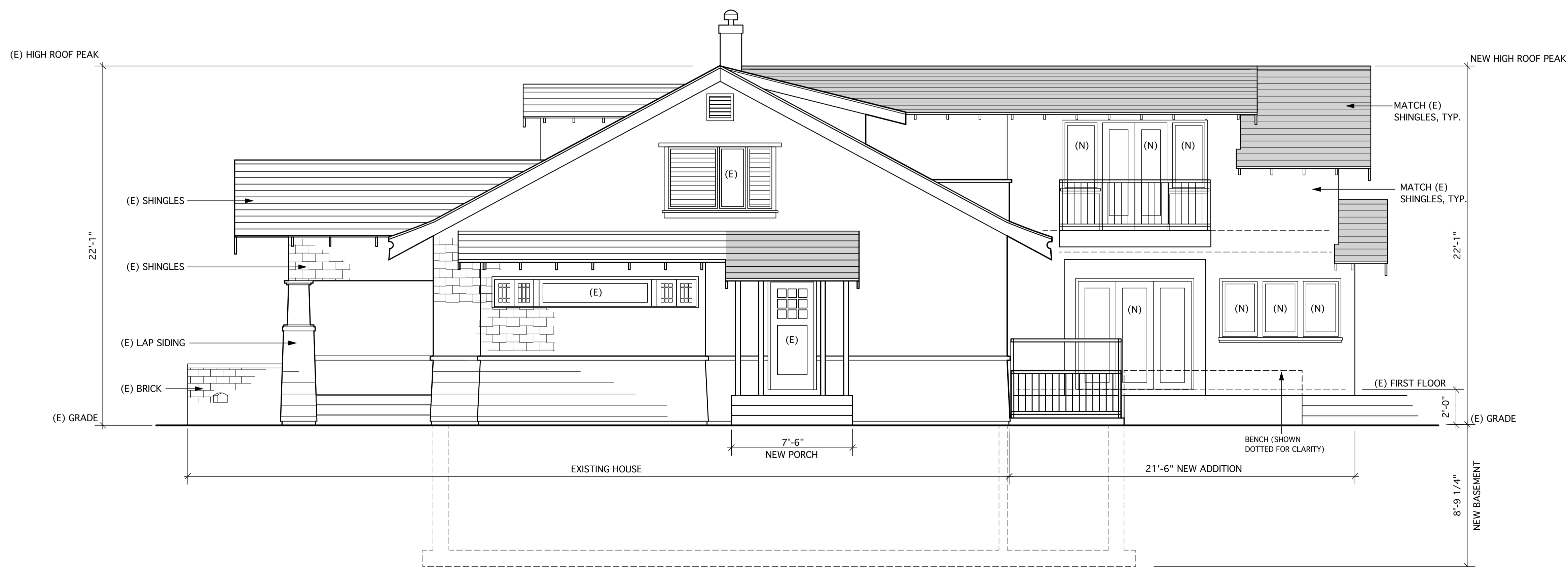


① EXISTING SOUTH ELEVATION
 (REAR) SCALE: 1/4"=1'-0"



NEW NORTH ELEVATION 1/4"=1'-0"
(FRONT)

NOTE:
MATCH ALL NEW CONSTRUCTION TO (E)
MATERIALS AS CLOSELY AS POSSIBLE IN
SIZE, COLOR AND TEXTURE, U.N.O.



NEW WEST ELEVATION 1/4"=1'-0"
(RIGHT)

Gregory P. Evard
Architect, AIA
171 Main Street #100
Los Altos, CA
94022
Ph: (650) 948-2669
Fax: (650) 948-2601

Written dimensions on these drawings shall have precedence over scaled dimensions. Contractor will verify and be responsible for all dimensions and conditions of the Project and the Architect must be notified immediately of any variations from the dimensions and conditions shown by these drawings. These drawings and the ideas represented by them are and shall remain the property of the Architect and no part thereof shall be used for any other than this project without the written consent of the Architect.

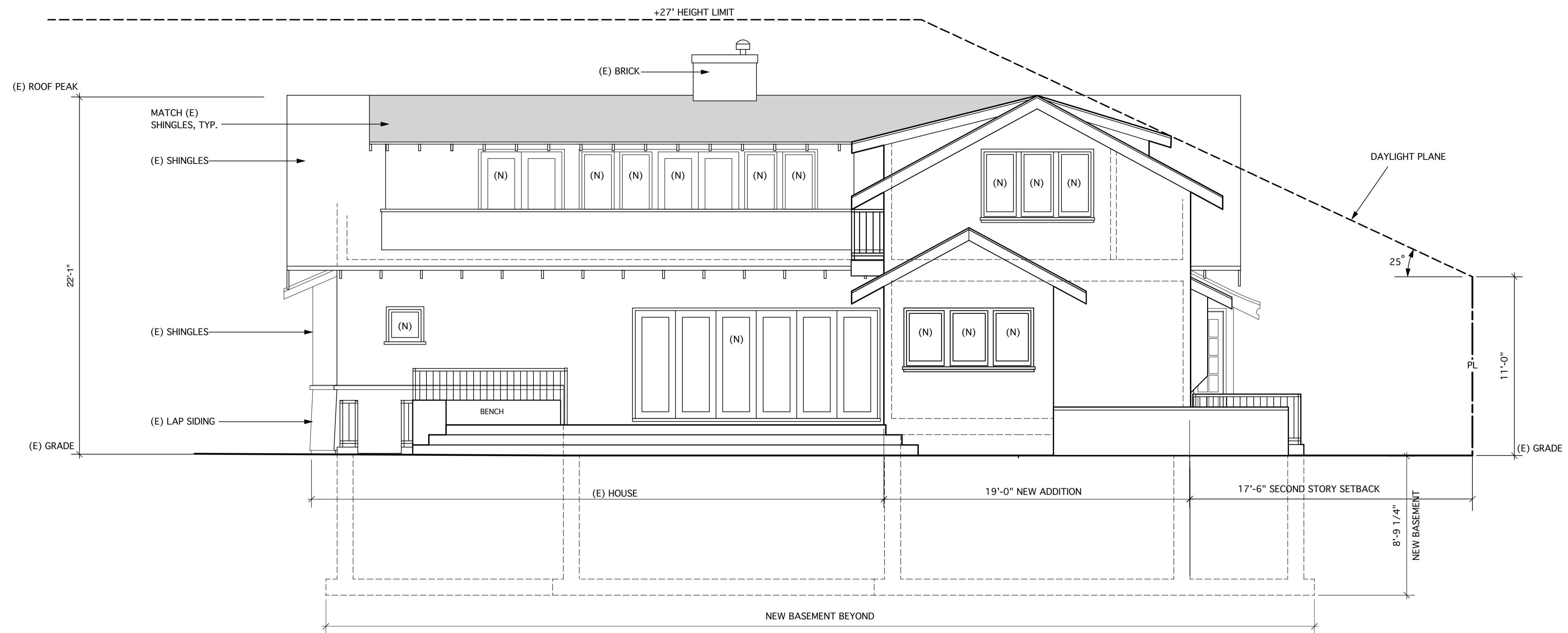
10 YERBA BUENA AVE.
LOS ALTOS CA 94022

| Revisions |
|-----------|
| No. Date |
| |
| |
| |

Date: Nov. 13, 2013

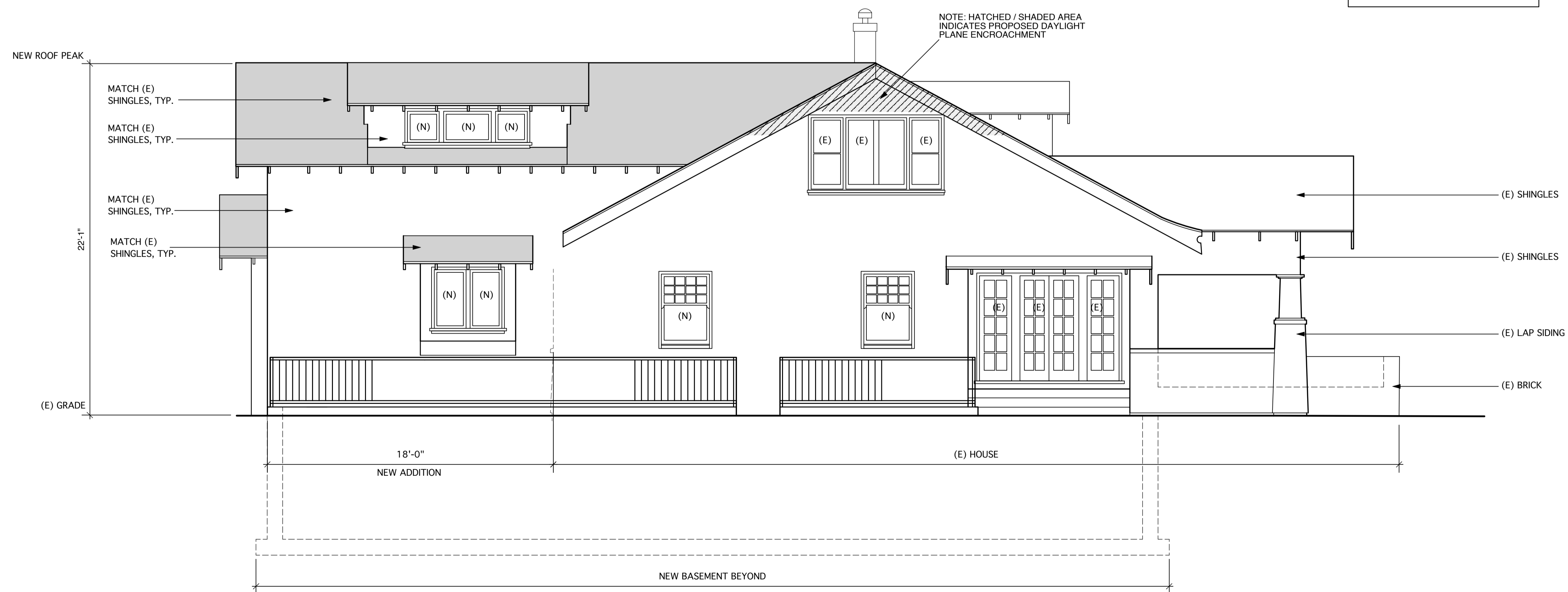
Project:

A4.2



NEW SOUTH ELEVATION 1/4"=1'-0"
(REAR)

NOTE:
MATCH ALL NEW CONSTRUCTION TO (E)
MATERIALS AS CLOSELY AS POSSIBLE IN
SIZE, COLOR AND TEXTURE, U.N.O.



NEW EAST ELEVATION 1/4"=1'-0"
(LEFT)

Gregory P. Evard
Architect, AIA
171 Main Street #100
Los Altos, CA
94022
Ph: (650) 948-2600
Fax: (650) 948-2601

Written dimensions on these drawings shall have precedence over scaled dimensions. Contractor will verify and be responsible for all dimensions and conditions of the Project and the Architect must be notified immediately of any variations from the dimensions and conditions shown by these drawings. These drawings and the ideas represented by them are and shall remain the property of the Architect and no part thereof shall be used for any other than this project without the written consent of the Architect.

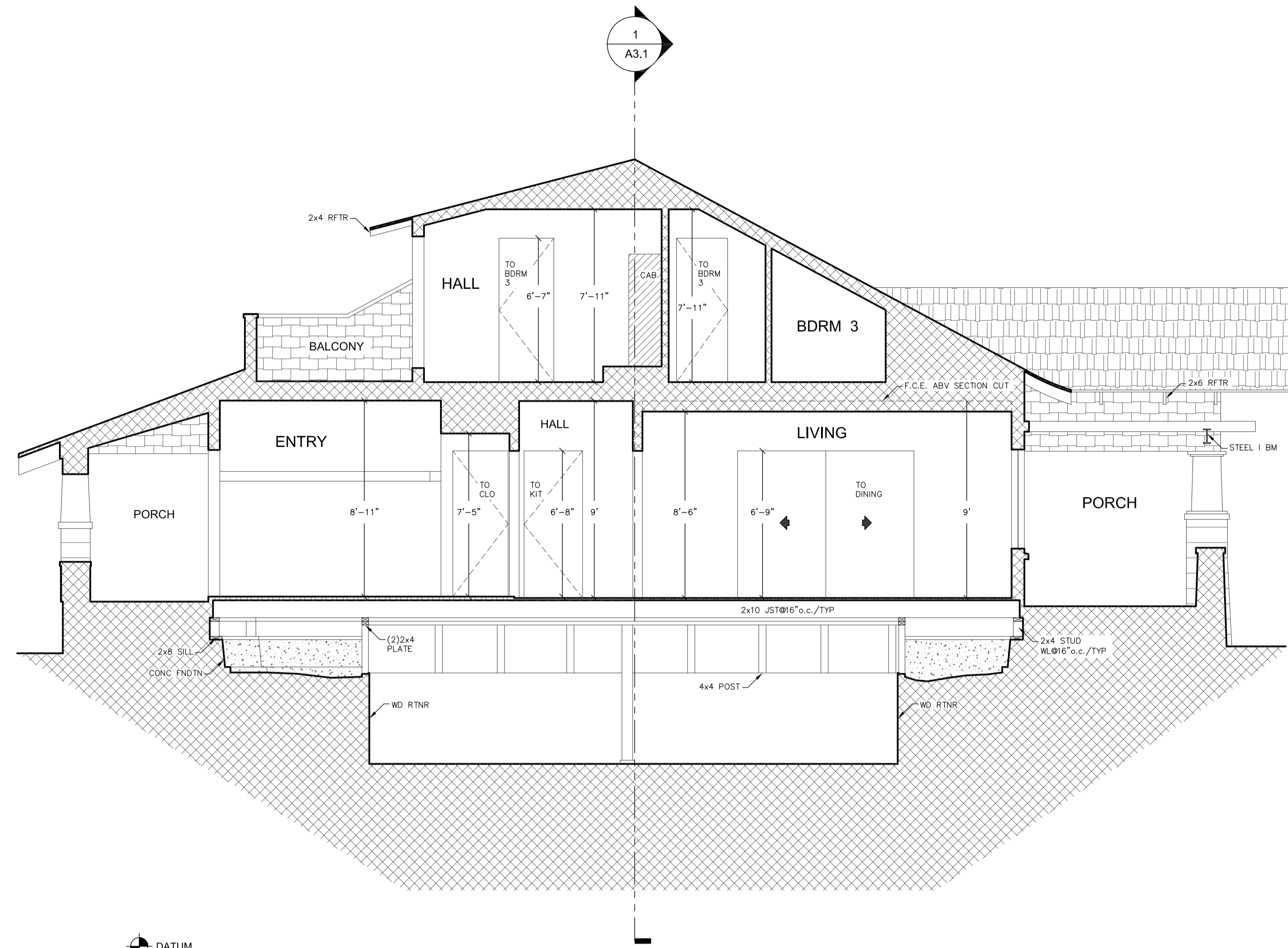
10 YERBA BUENA AVE.
LOS ALTOS CA 94022

| Revisions |
|-----------|
| No. Date |
| |
| |
| |

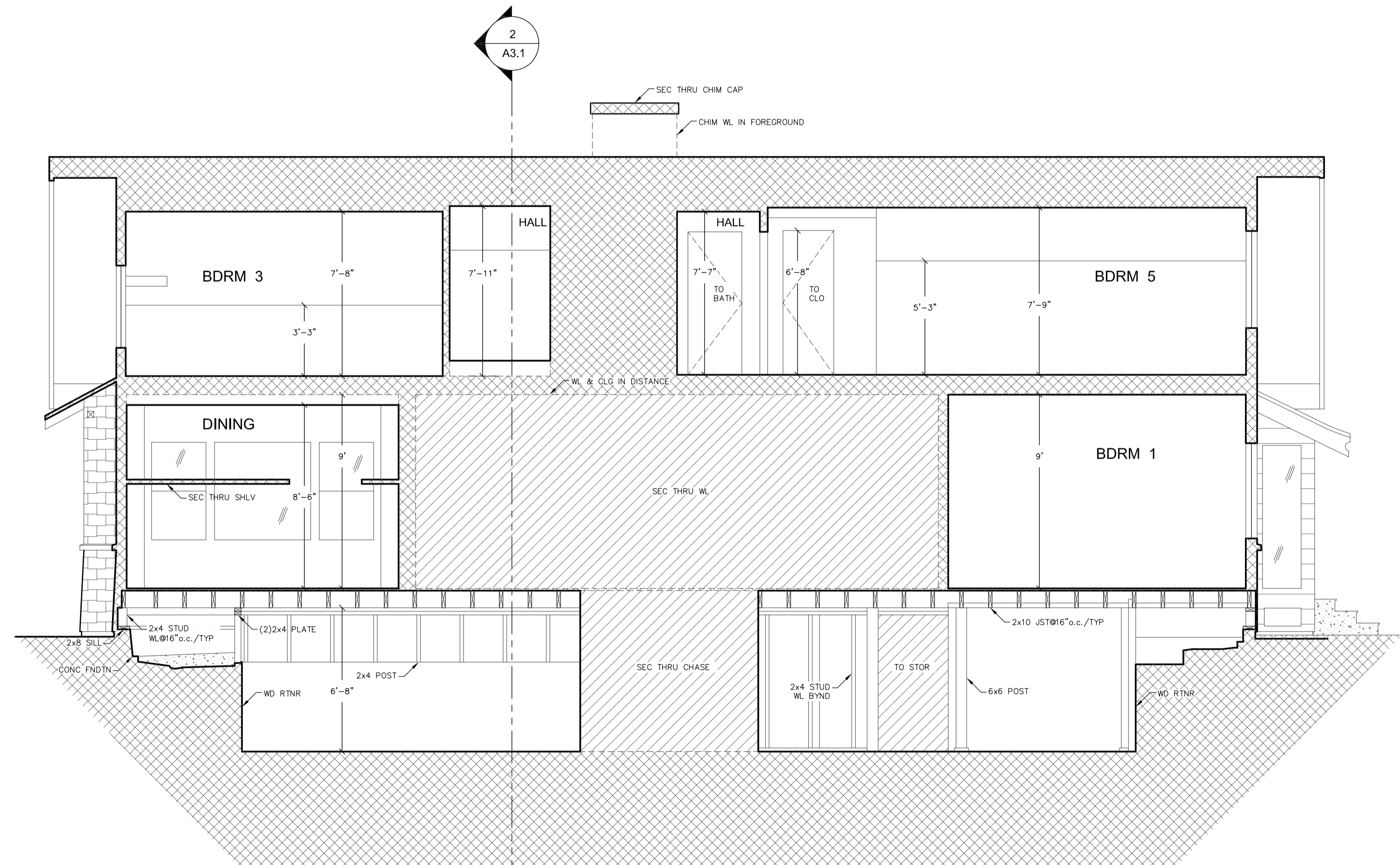
Date: Nov. 13, 2013

Project:

A4.3



2 EXISTING TRANSVERSE SECTION
SCALE: 1/4"=1'-0"



1 EXISTING LONGITUDINAL SECTION
SCALE: 1/4"=1'-0"

Gregory P. Evard
Architect, AIA
171 Main Street #100
Los Altos, CA
94022
Ph: (650) 948-2000
FAX: (650) 948-2001

Written dimensions on these drawings shall have precedence over scaled dimensions. Contractor will verify and be responsible for all dimensions and conditions of the Project and the Architect must be notified immediately of any variations from the dimensions and conditions shown by these drawings. These drawings and the ideas represented by them are and shall remain the property of the Architect and no part thereof shall be used for any other than this project without the written consent of the Architect.

10 YERBA BUENA AVE.
LOS ALTOS CA 94022

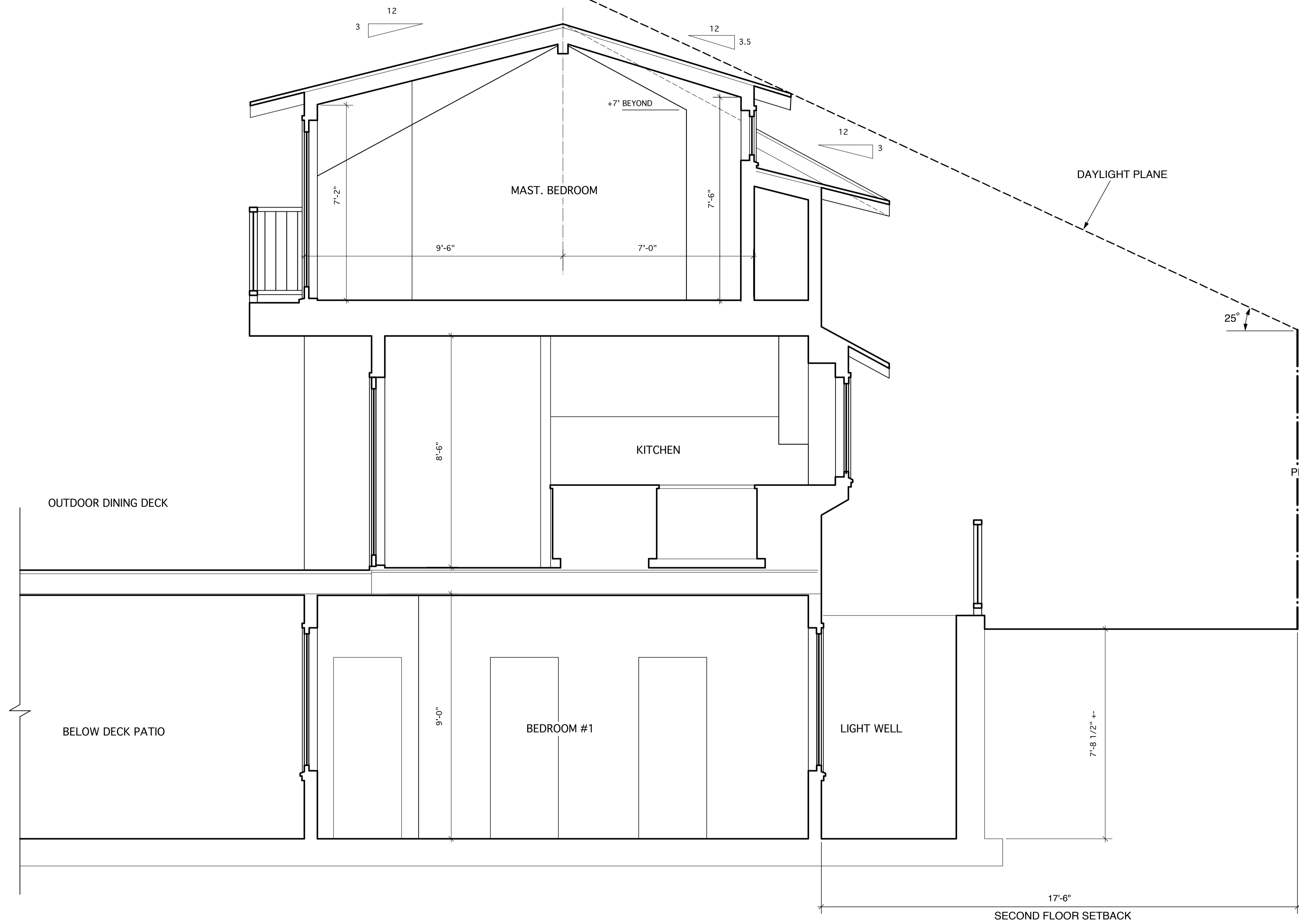
| Revisions | |
|-----------|------|
| No. | Date |
| | |
| | |
| | |

Date: Nov. 13, 2013

Project:

A5.0

27' MAX ALLOWED HEIGHT



(A) SECTION 1/2"=1'-0"

Gregory P. Evard
 Architect, AIA
 171 Main Street #100
 Los Altos, CA
 94022
 Tel: (650) 948-2669
 Fax: (650) 948-2601

Written dimensions on these drawings shall have precedence over scaled dimensions. Contractor will verify and be responsible for all dimensions and conditions of the Project and the Architect must be notified immediately of any variations from the dimensions and conditions shown by these drawings. These drawings and the ideas represented by them are and shall remain the property of the Architect and no part thereof shall be used for any other than this project without the written consent of the Architect.

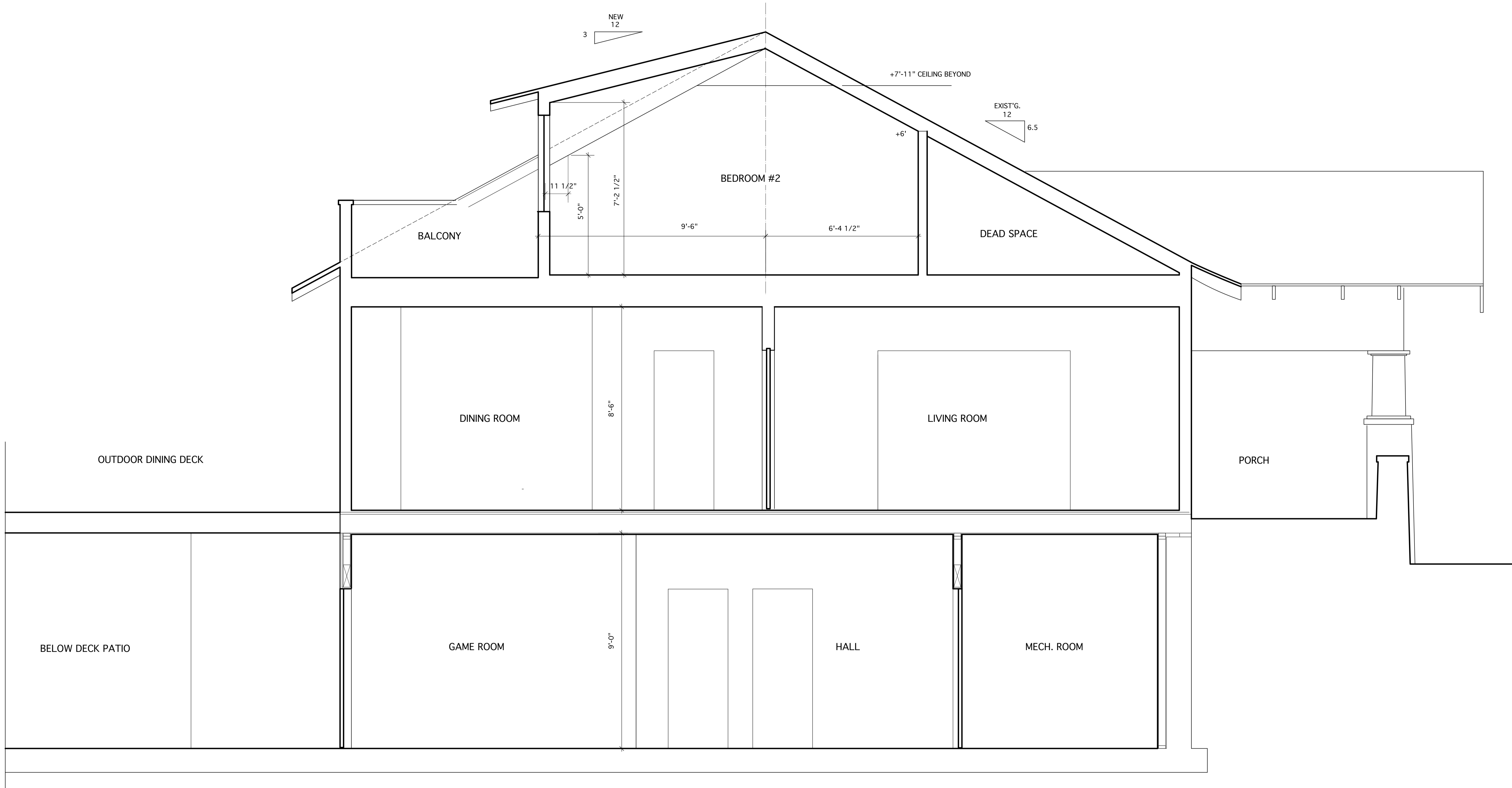
10 YERBA BUENA AVE.
 LOS ALTOS CA 94022

| Revisions | |
|-----------|------|
| No. | Date |
| | |
| | |
| | |

Date: Nov. 13, 2013

Project:

A5.1



(B) SECTION 1/2"=1'-0"

Gregory P. Evard
 Architect, AIA
 171 Main Street #100
 Los Altos, CA 94022
 Ph: (650) 948-2600
 Fax: (650) 948-2601

Written dimensions on these drawings shall have precedence over scaled dimensions. Contractor will verify and be responsible for all dimensions and conditions of the Project and the Architect must be notified immediately of any variations from the dimensions and conditions shown by these drawings. These drawings and the ideas represented by them are and shall remain the property of the Architect and no part thereof shall be used for any other than this project without the written consent of the Architect.

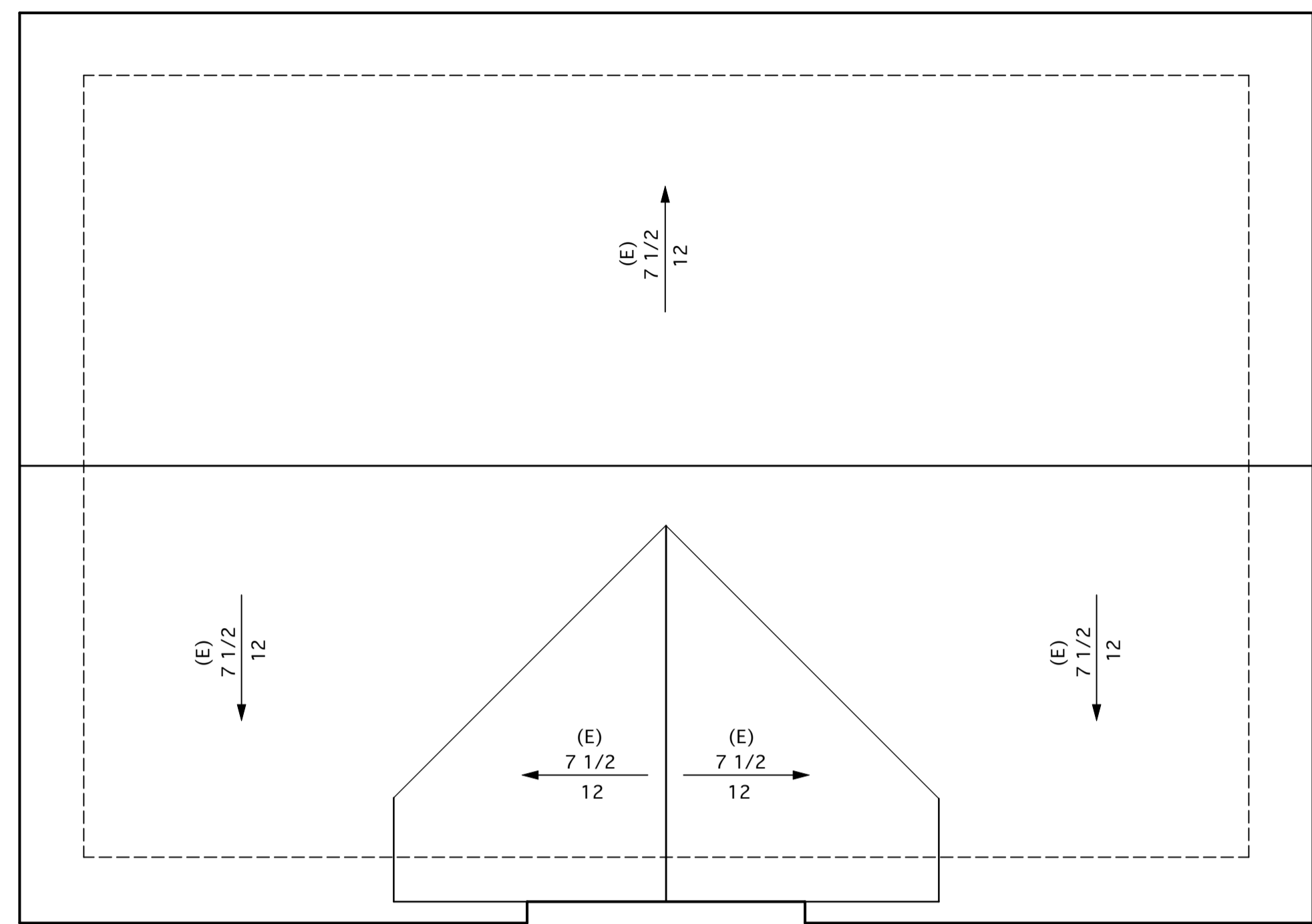
10 YERBA BUENA AVE.
 LOS ALTOS CA 94022

| Revisions | |
|-----------|------|
| No. | Date |
| | |
| | |
| | |

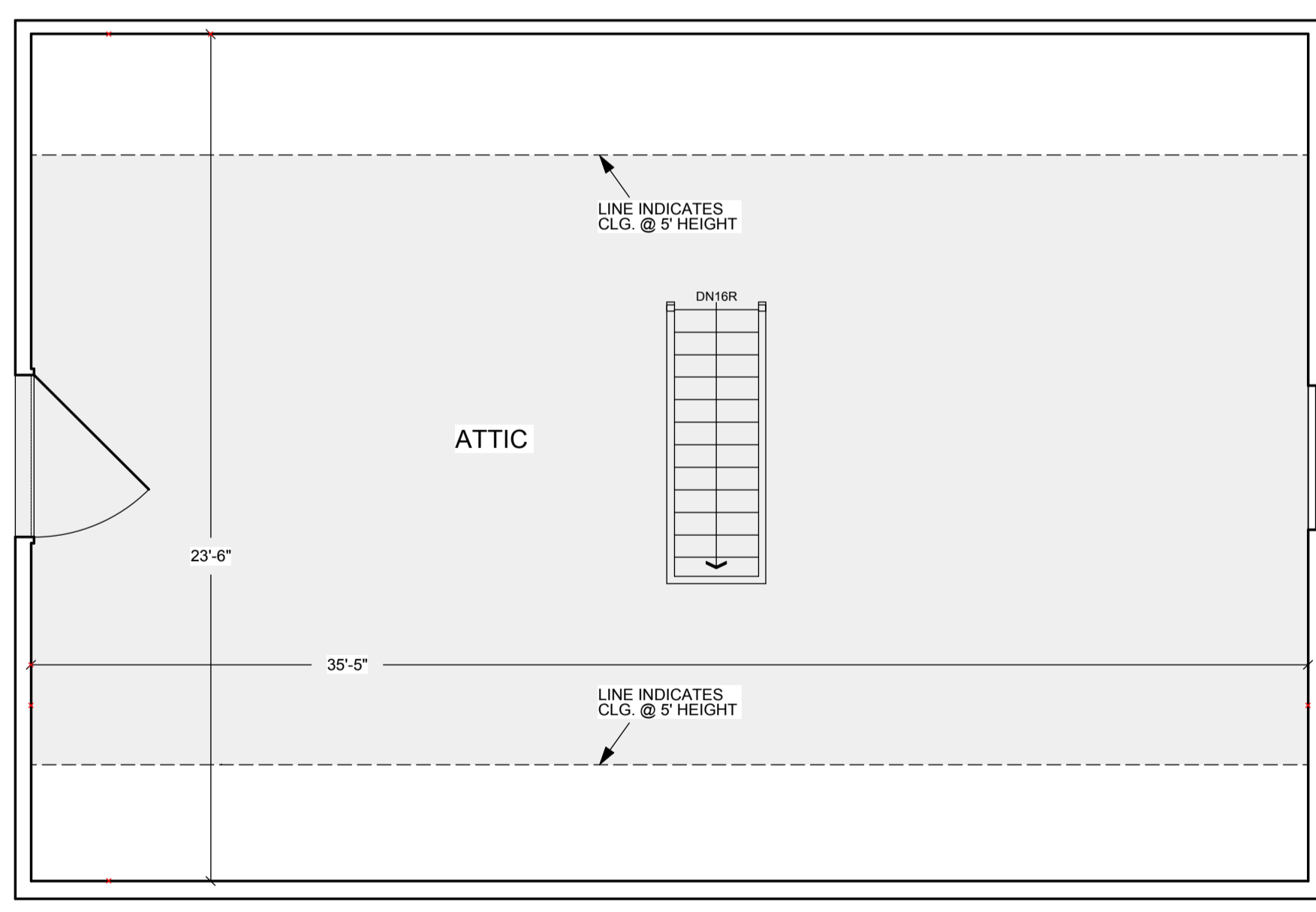
Date: Nov. 13, 2013

Project:

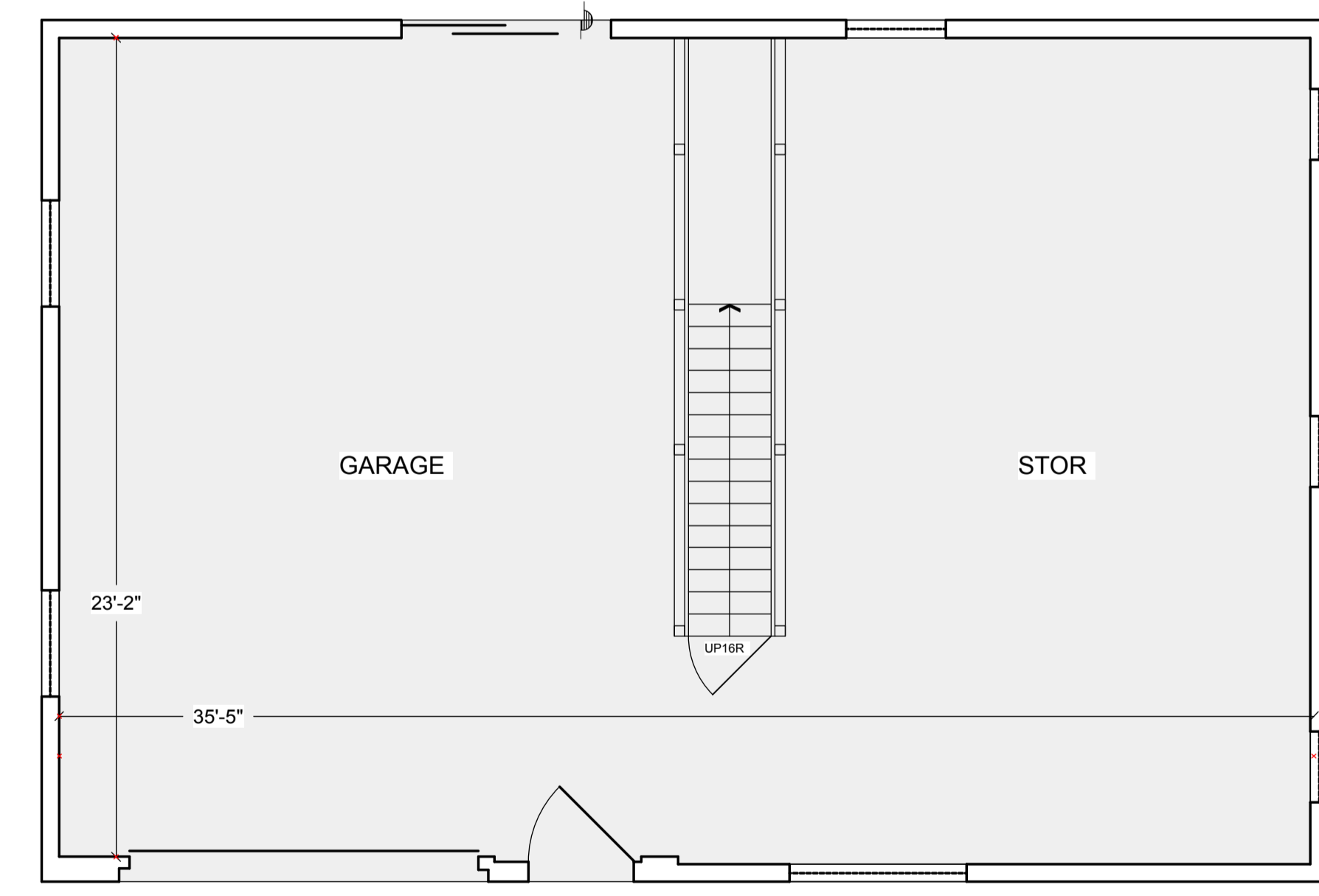
A5.2



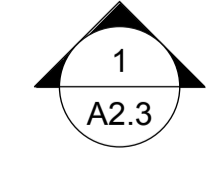
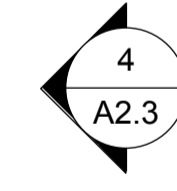
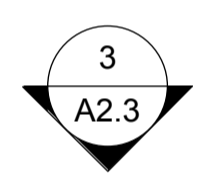
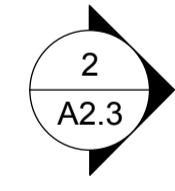
(E) BARN ROOF PLAN 1/4"=1'-0"



(E) BARN LOFT PLAN 1/4"=1'-0"
611 SQ. FT.



(E) BARN GROUND FLOOR PLAN 1/4"=1'-0"
872 SQ. FT.



Gregory P. Evard
Architect, AIA
171 Main Street #100
Los Altos, CA
94022
Ph: (650) 948-2600
Fax: (650) 948-2601

Written dimensions on these drawings shall have precedence over scaled dimensions. Contractor will verify and be responsible for all dimensions and conditions of the Project and the Architect must be notified immediately of any variations from the dimensions and conditions shown by these drawings. These drawings and the ideas represented by them are and shall remain the property of the Architect and no part thereof shall be used for any other than this project without the written consent of the Architect.

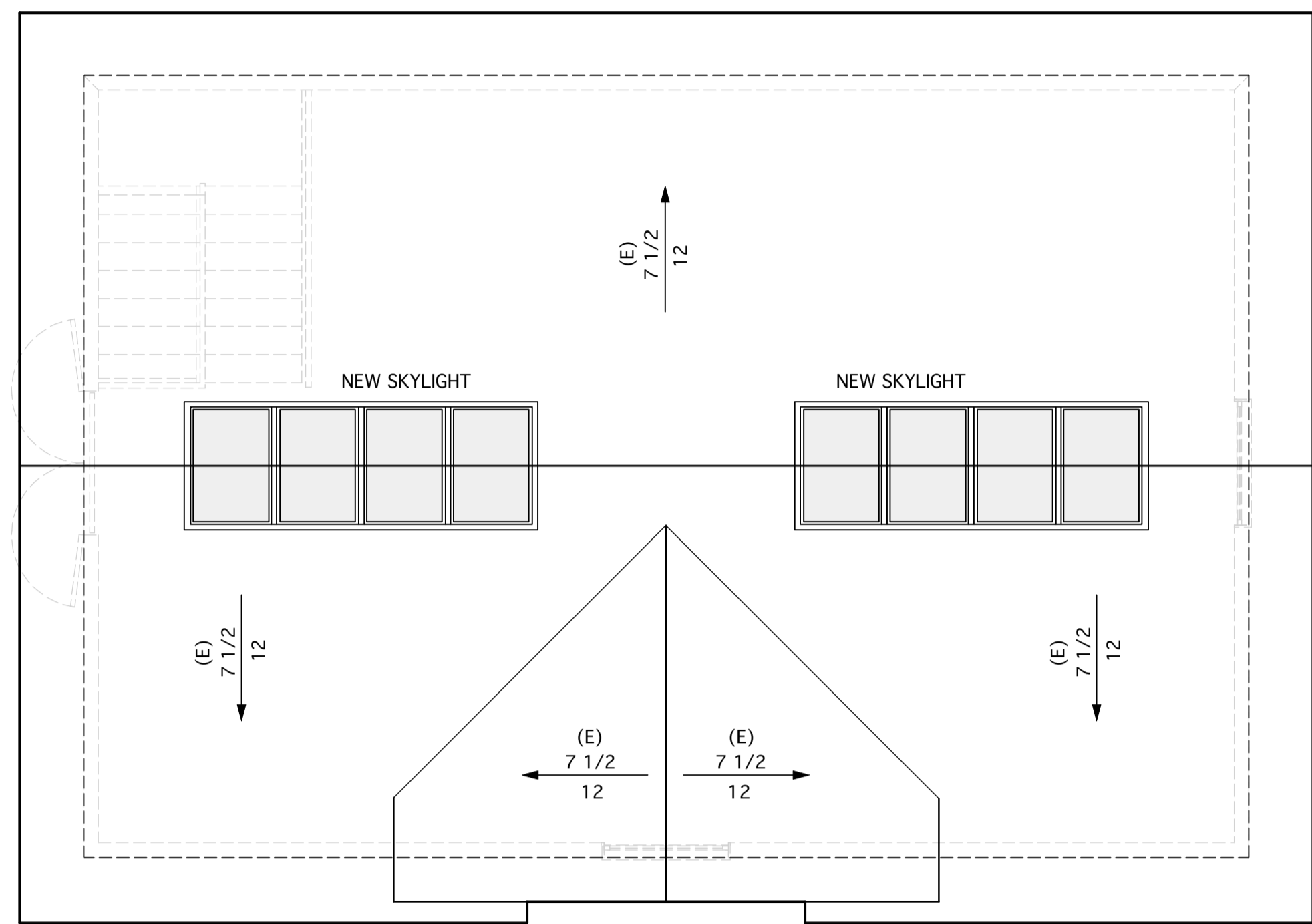
10 YERBA BUENA AVE.
LOS ALTOS CA 94022

| Revisions | |
|-----------|------|
| No. | Date |
| | |
| | |
| | |

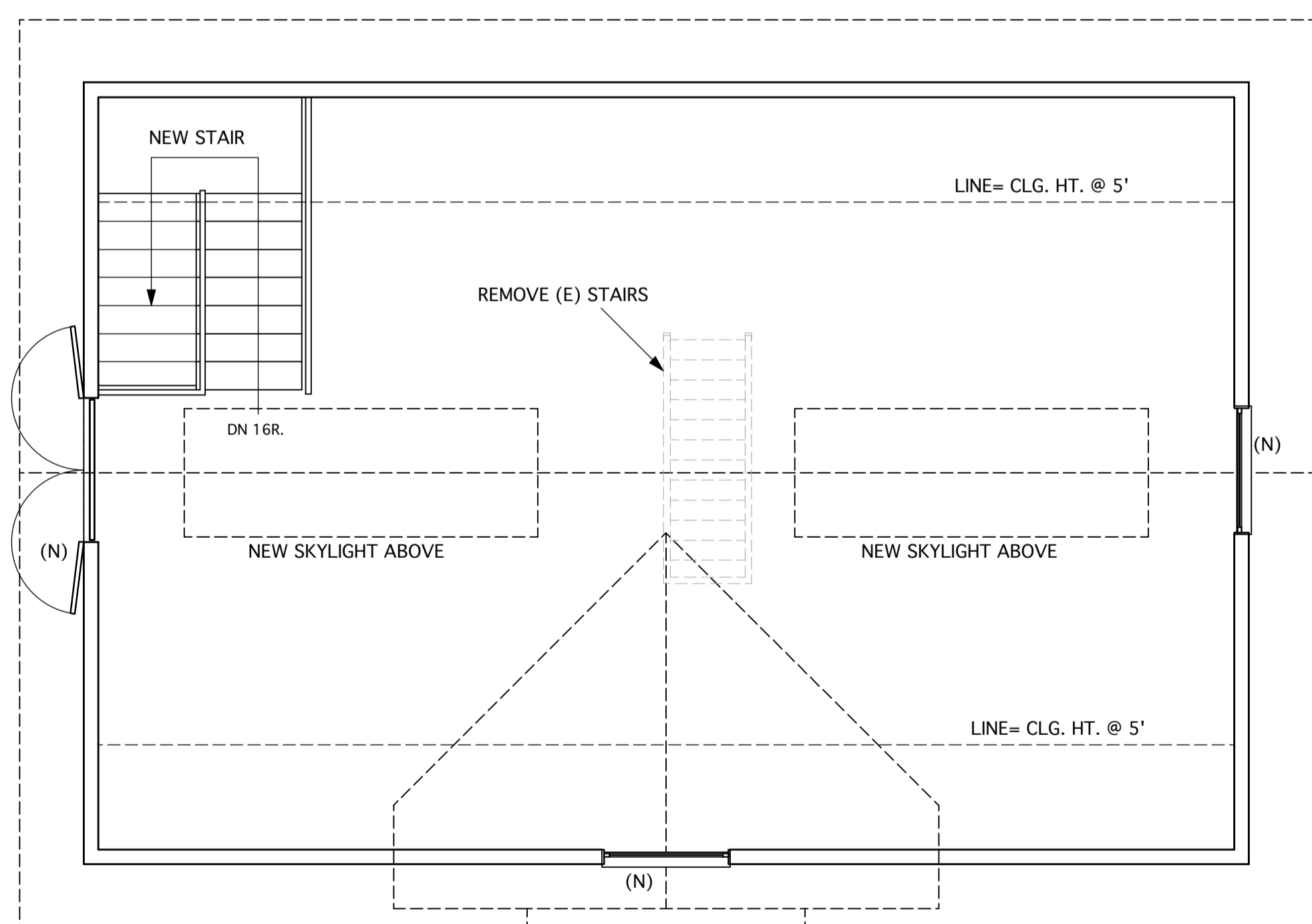
Date: Nov. 13, 2013

Project:

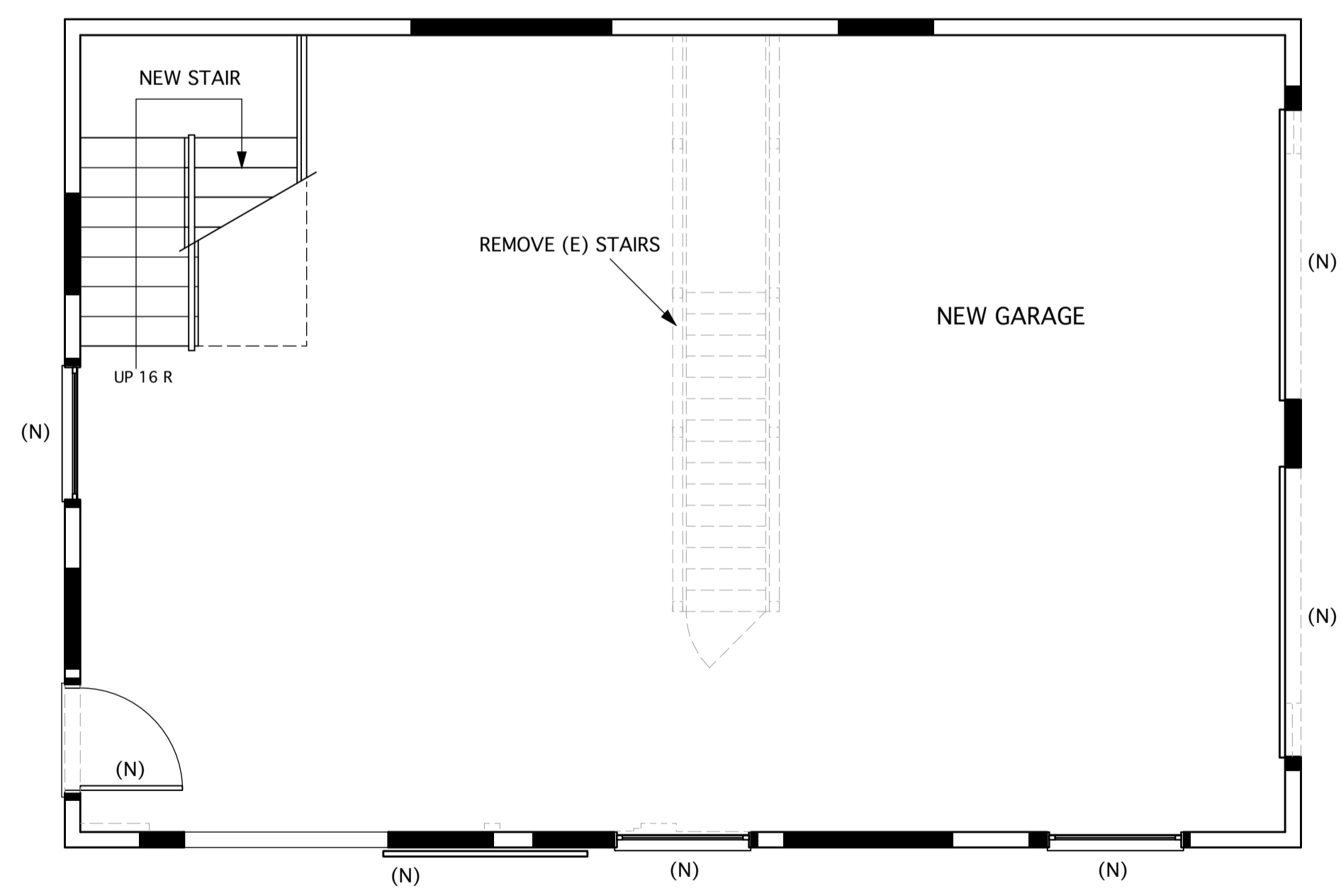
BI.O



NEW BARN ROOF PLAN 1/4"=1'-0"



NEW BARN LOFT PLAN 1/4"=1'-0"
616 SQ. FT.



NEW BARN GROUND FLOOR PLAN 1/4"=1'-0"
884 SQ. FT.

Gregory P. Evard
Architect, AIA
171 Main Street #100
Los Altos, CA
94022
Ph: (650) 948-2049
Fax: (650) 948-2001

Written dimensions on these drawings shall have precedence over scaled dimensions. Contractor will verify and be responsible for all dimensions and conditions of the Project and the Architect must be notified immediately of any variations from the dimensions and conditions shown by these drawings. These drawings and the ideas represented by them are and shall remain the property of the Architect and no part thereof shall be used for any other than this project without the written consent of the Architect.

10 YERBA BUENA AVE.
LOS ALTOS CA 94022

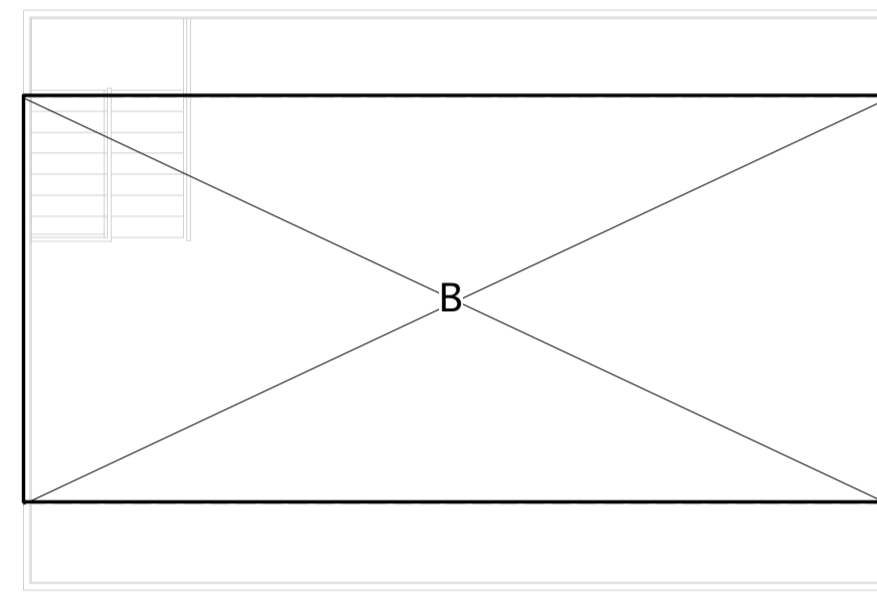
| Revisions | |
|-----------|------|
| No. | Date |
| | |
| | |
| | |

Date: Nov. 13, 2013

Project:

BI.I

Written dimensions on these drawings shall have precedence over scaled dimensions. Contractor will verify and be responsible for all dimensions and conditions of the Project and the Architect must be notified immediately of any variations from the dimensions and conditions shown by these drawings. These drawings and the ideas represented by them are and shall remain the property of the Architect and no part thereof shall be used for any other than this project without the written consent of the Architect.

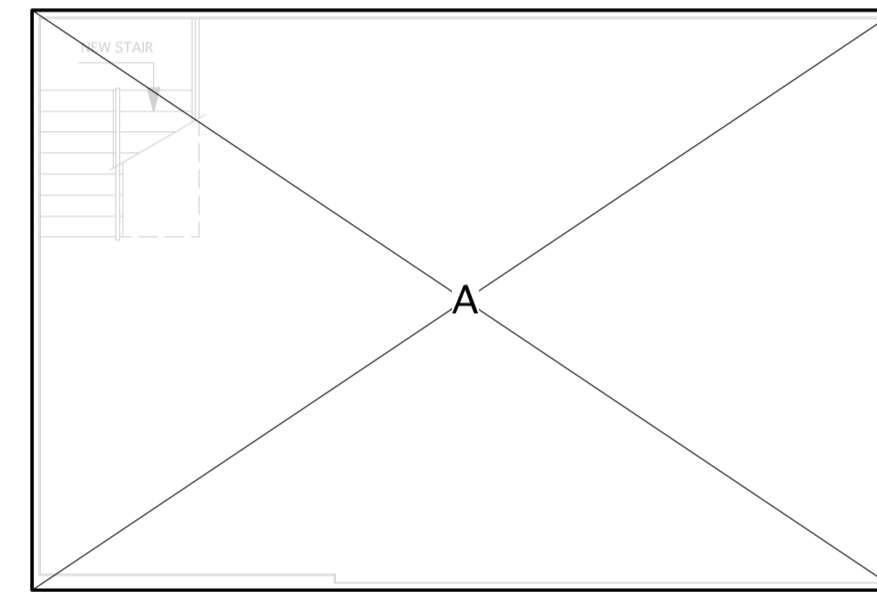


SECOND FLOOR DIAGRAM

NEW SECOND FLOOR AREA COVERAGE CALCULATIONS

| SECTION | DIMENSIONS | AREA |
|---------|----------------|-------------|
| B | 16'-11"X36'-1" | 611 SQ. FT. |

NEW SECOND FLOOR AREA TOTAL: 611 SQ. FT.

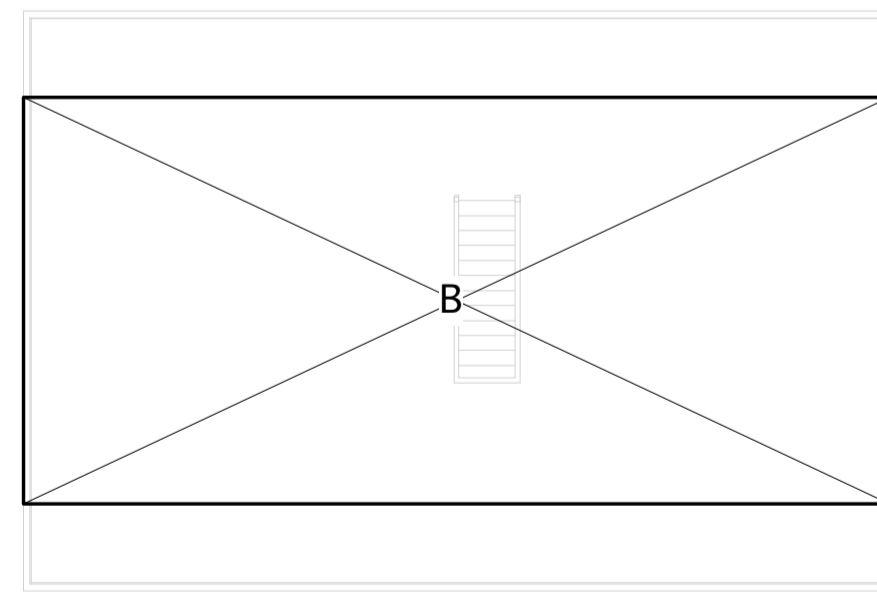


FIRST FLOOR DIAGRAM

NEW FIRST FLOOR AREA COVERAGE CALCULATIONS

| SECTION | DIMENSIONS | AREA |
|---------|---------------|-------------|
| A | 24'-2"X36'-1" | 872 SQ. FT. |

NEW FIRST FLOOR AREA TOTAL: 872 SQ. FT.

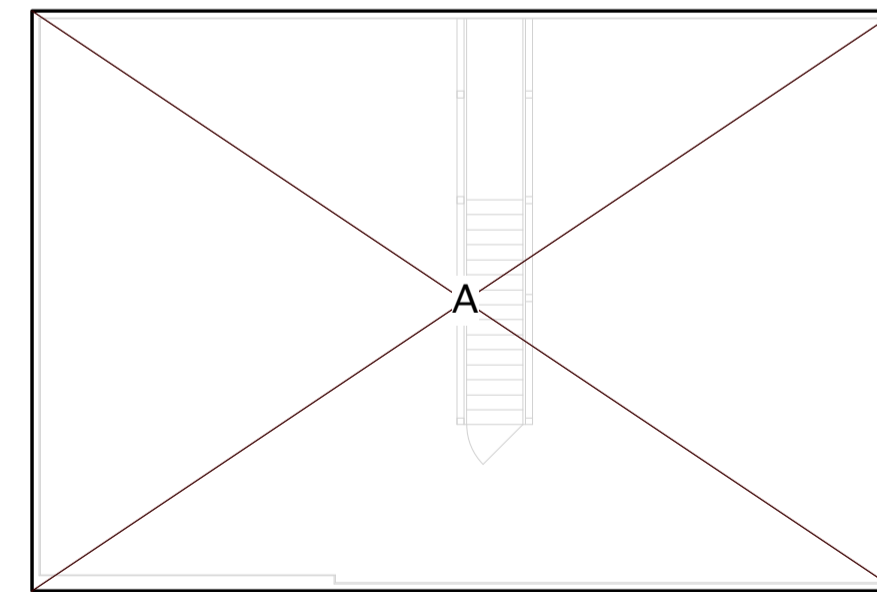


SECOND FLOOR DIAGRAM

EXISTING SECOND FLOOR AREA COVERAGE CALCULATIONS

| SECTION | DIMENSIONS | AREA |
|---------|----------------|-------------|
| B | 16'-11"X36'-1" | 611 SQ. FT. |

(E) SECOND FLOOR AREA TOTAL: 611 SQ. FT.



FIRST FLOOR DIAGRAM

EXISTING FIRST FLOOR AREA COVERAGE CALCULATIONS

| SECTION | DIMENSIONS | AREA |
|---------|---------------|-------------|
| A | 24'-2"X36'-1" | 872 SQ. FT. |

(E) FIRST FLOOR AREA TOTAL: 872 SQ. FT.

10 YERBA BUENA AVE.
 LOS ALTOS CA 94022

Revisions

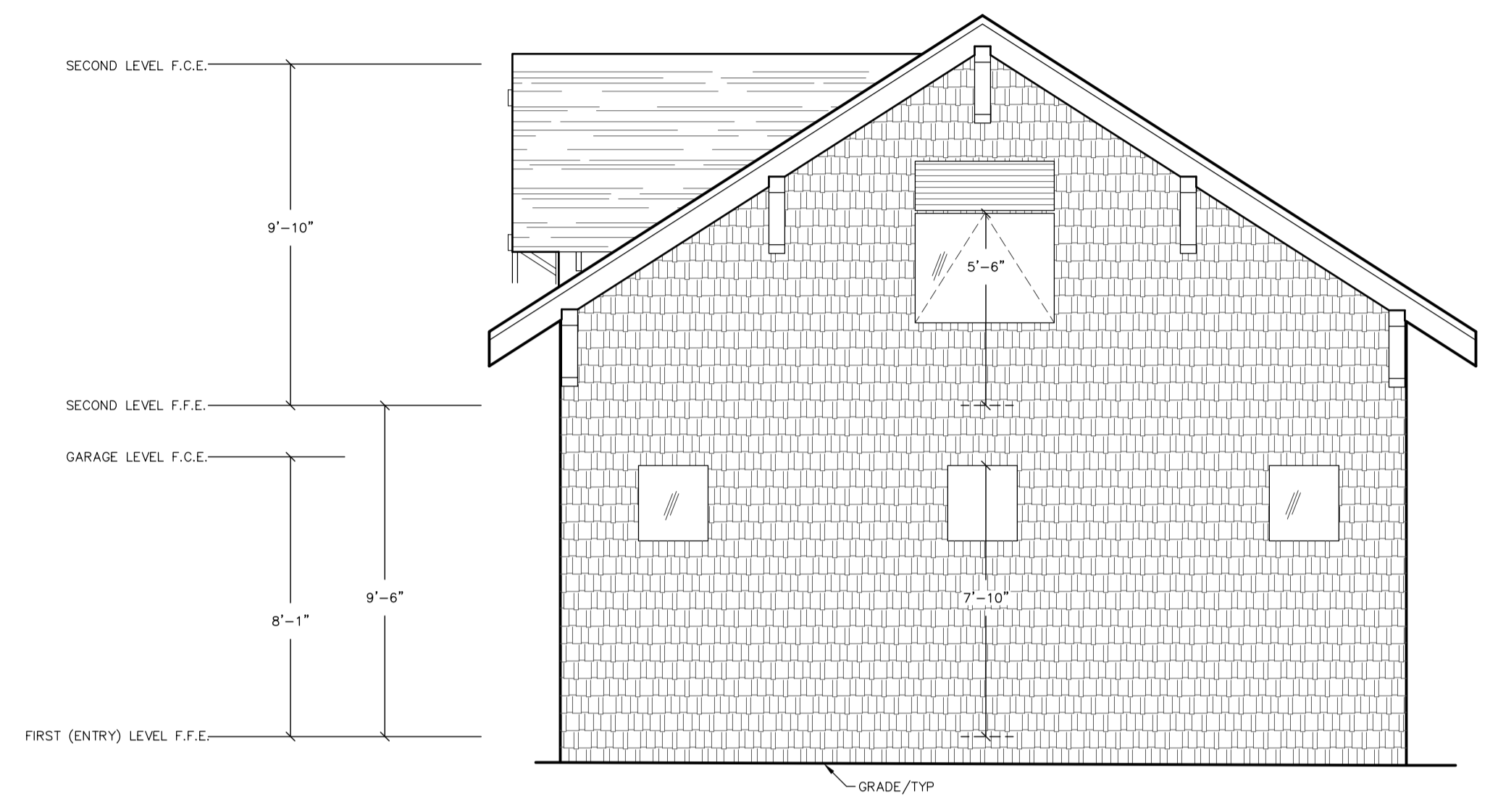
| No. | Date |
|-----|------|
| | |
| | |
| | |

Date: Nov. 13, 2013

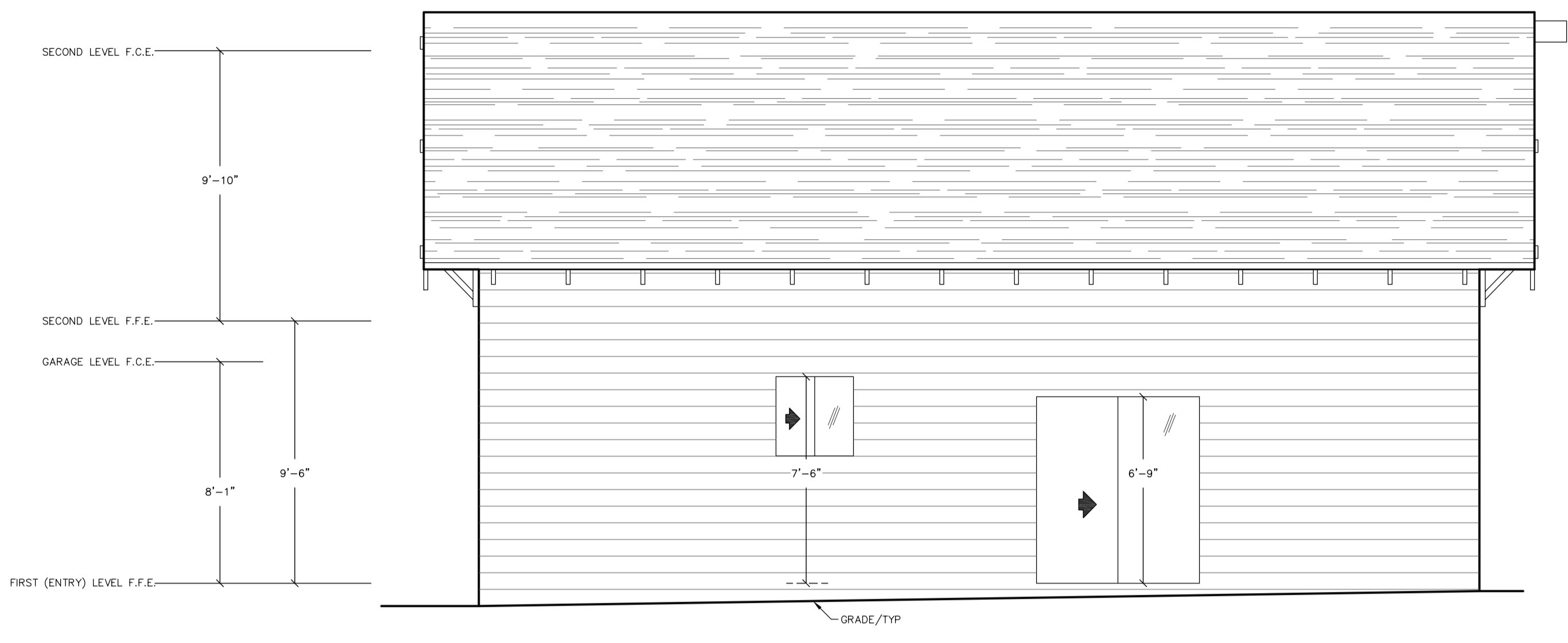
Project:

BI.2

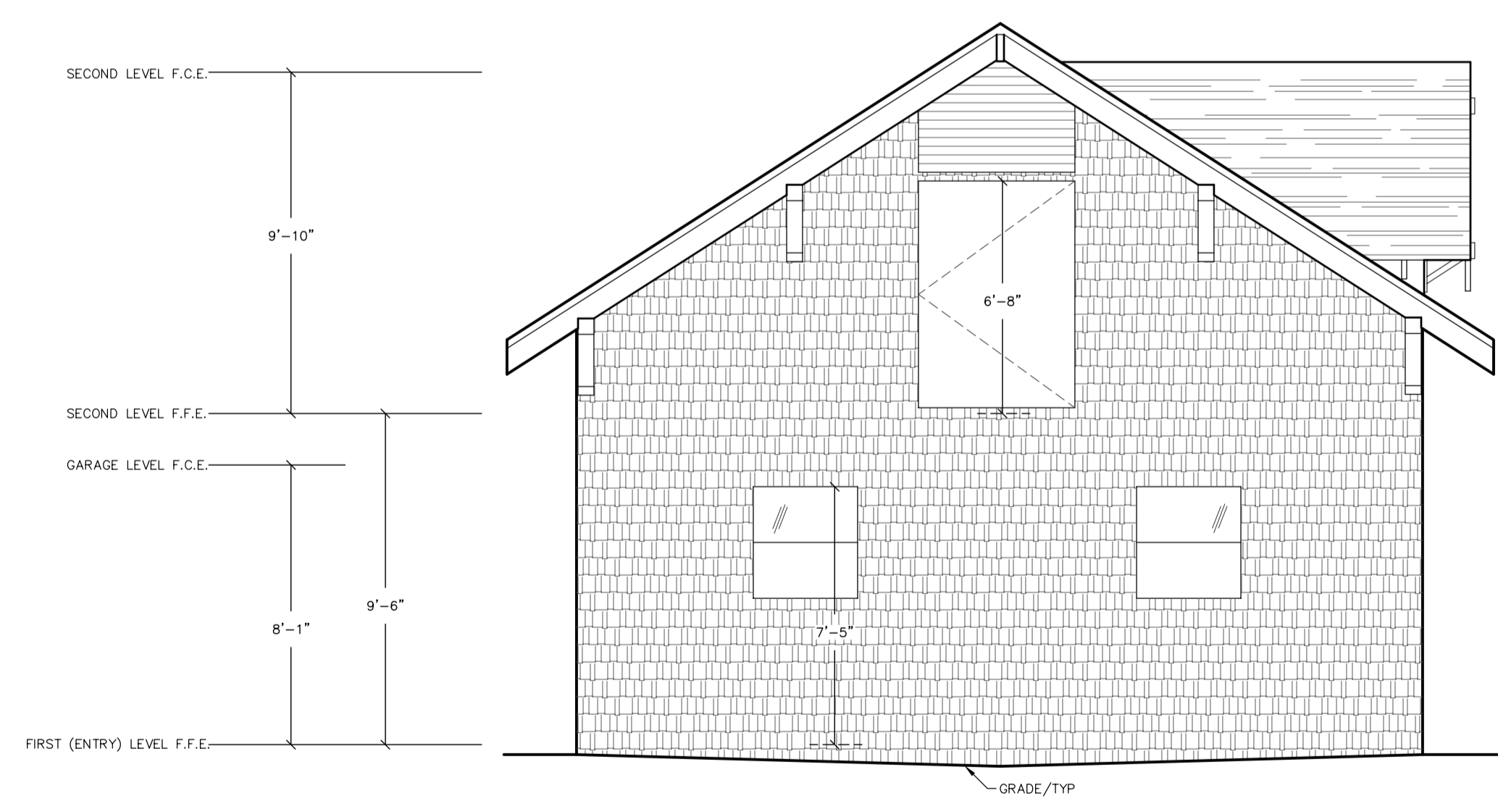
Written dimensions on these drawings shall have precedence over scaled dimensions. Contractor will verify and be responsible for all dimensions and conditions of the Project and the Architect must be notified immediately of any variations from the dimensions and conditions shown by these drawings. These drawings and the ideas represented by them are and shall remain the property of the Architect and no part thereof shall be used for any other than this project without the written consent of the Architect.



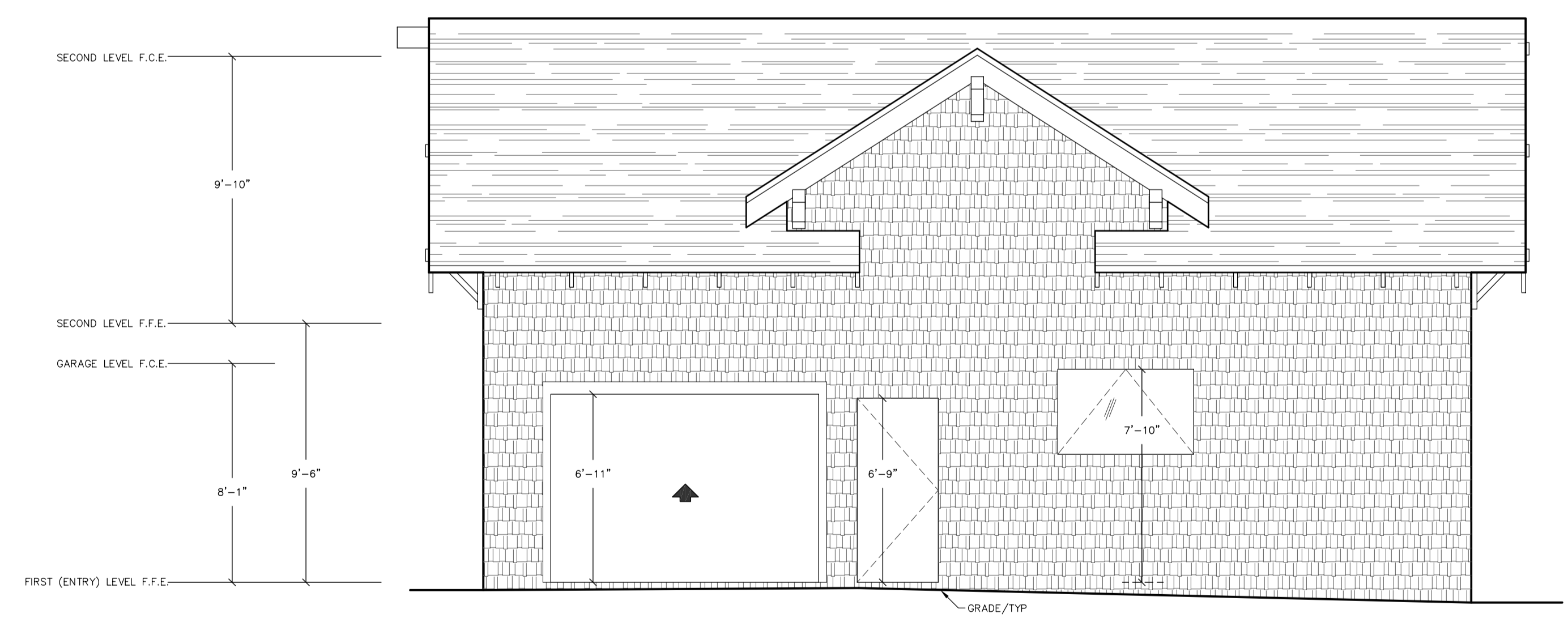
(E) NORTH ELEVATION 1/4"=1'-0" DATUM



(E) WEST ELEVATION 1/4"=1'-0" DATUM



(E) SOUTH ELEVATION 1/4"=1'-0" DATUM



(E) EAST ELEVATION 1/4"=1'-0" DATUM

THESE ARE BASIC ELEVATIONS.
 SINGLE LINE REPRESENTATION OF
 MAJOR STRUCTURAL ELEMENTS ONLY.

10 YERBA BUENA AVE.
 LOS ALTOS CA 94022

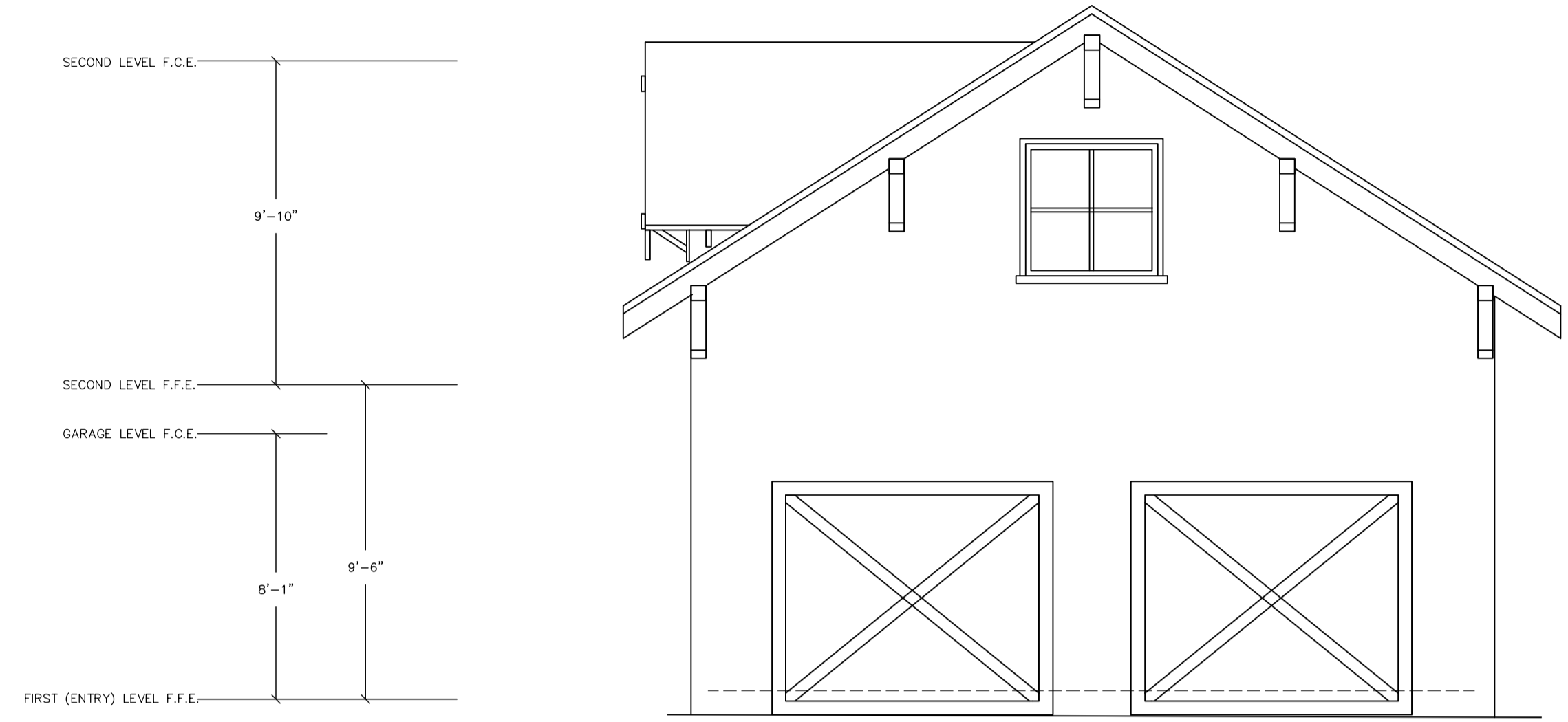
| Revisions | |
|-----------|------|
| No. | Date |
| | |
| | |
| | |

Date: Nov. 13, 2013

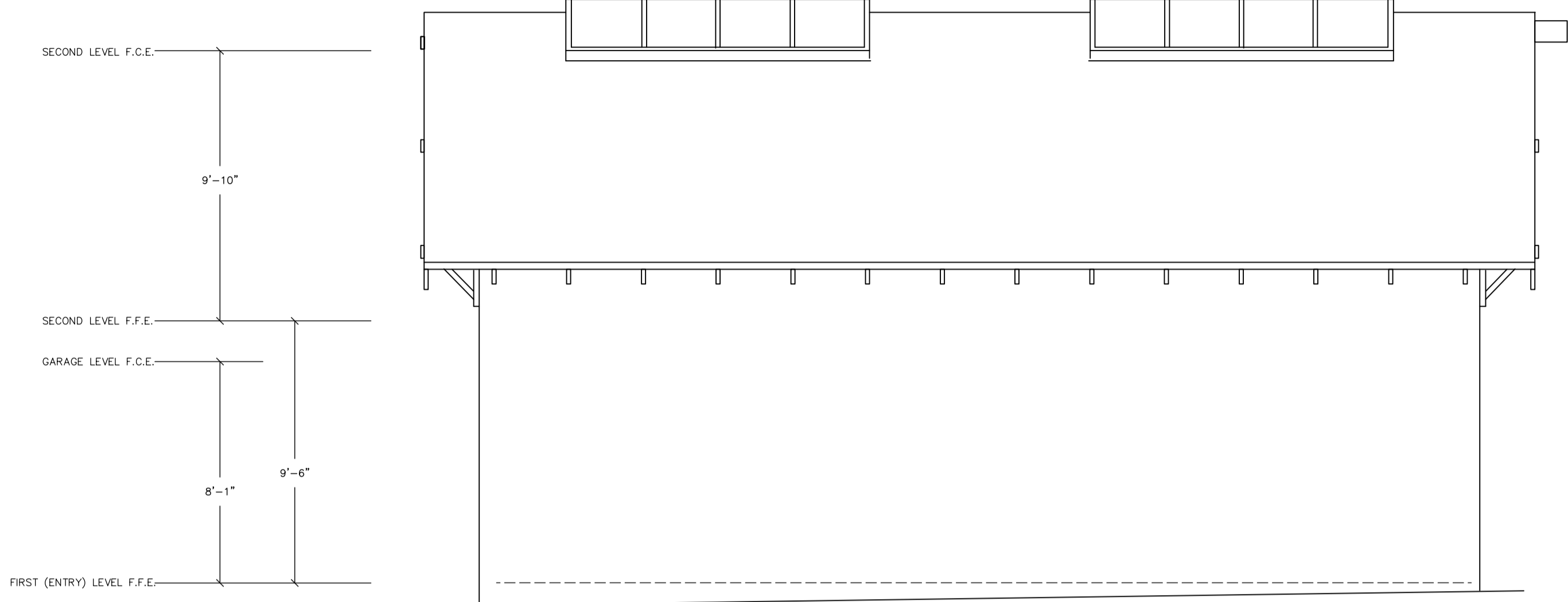
Project:

B2.0

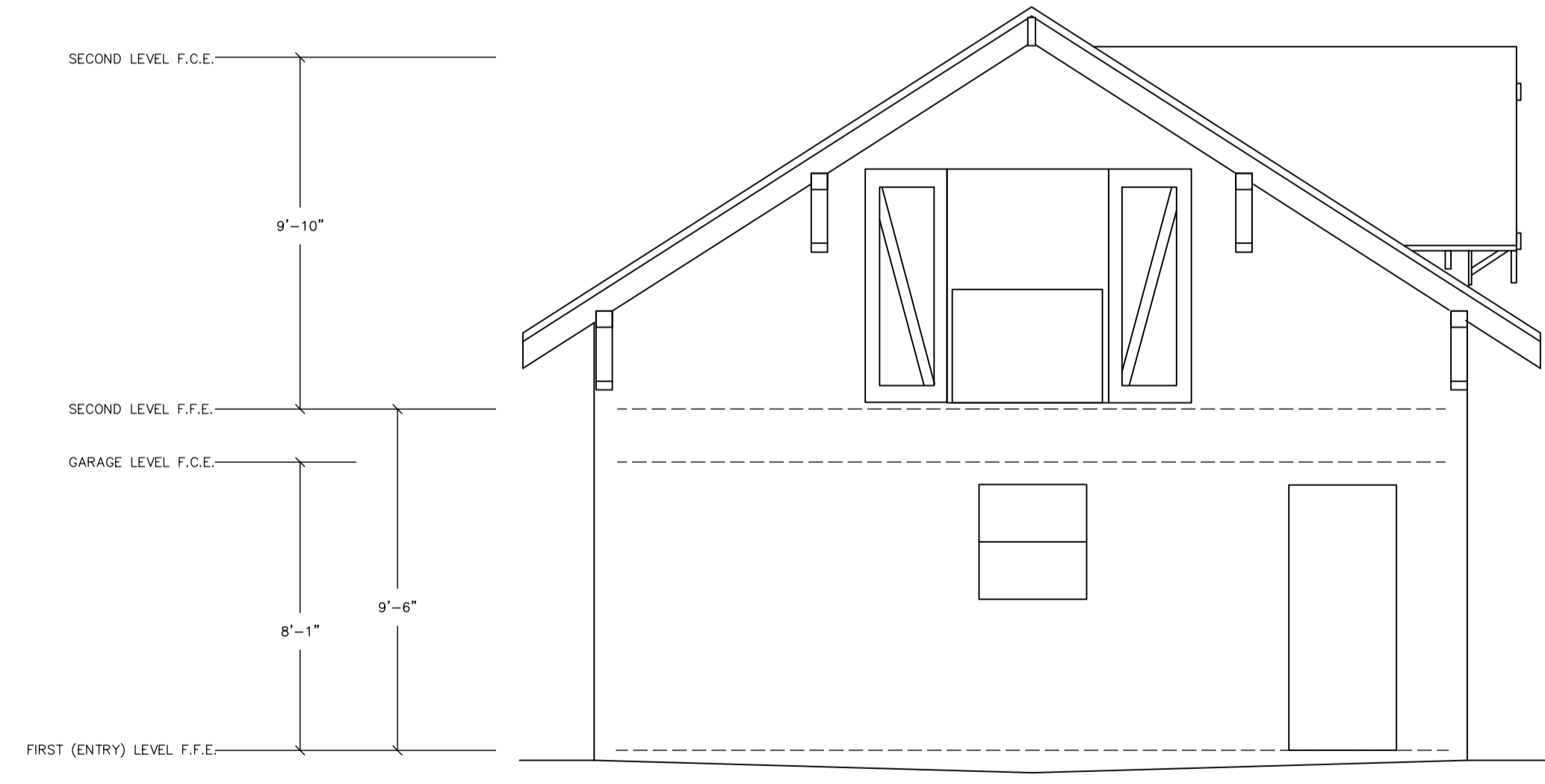
Written dimensions on these drawings shall have precedence over scaled dimensions. Contractor will verify and be responsible for all dimensions and conditions of the Project and the Architect must be notified immediately of any variations from the dimensions and conditions shown by these drawings. These drawings and the ideas represented by them are and shall remain the property of the Architect and no part thereof shall be used for any other than this project without the written consent of the Architect.



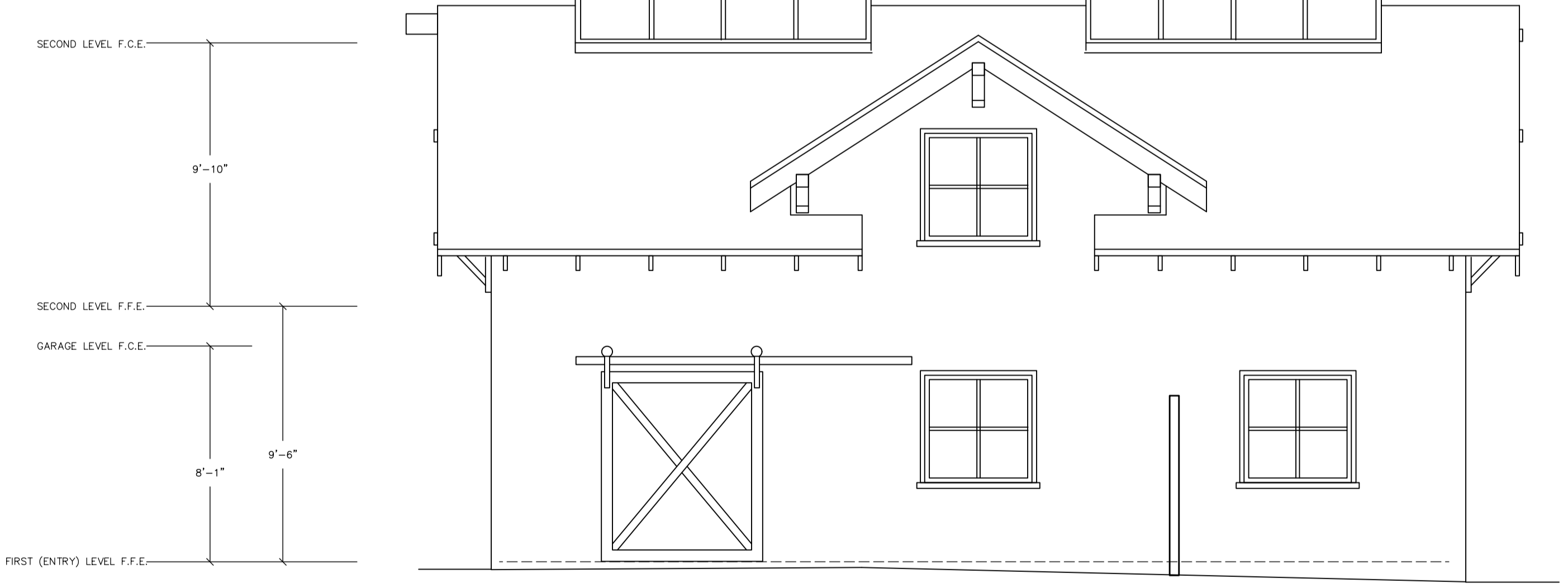
NEW NORTH ELEVATION 1/4"=1'-0" DATUM



NEW WEST ELEVATION 1/4"=1'-0" DATUM



NEW SOUTH ELEVATION 1/4"=1'-0" DATUM



NEW EAST ELEVATION 1/4"=1'-0" DATUM

THESE ARE BASIC ELEVATIONS.
 SINGLE LINE REPRESENTATION OF
 MAJOR STRUCTURAL ELEMENTS ONLY.

10 YERBA BUENA AVE.
 LOS ALTOS CA 94022

| Revisions | |
|-----------|------|
| No. | Date |
| | |
| | |
| | |

Date: Nov. 13, 2013

Project:

B2.I

Written dimensions on these drawings shall have precedence over scaled dimensions. Contractor will verify and be responsible for all dimensions and conditions of the Project and the Architect must be notified immediately of any variations from the dimensions and conditions shown by these drawings. These drawings and the ideas represented by them are and shall remain the property of the Architect and no part thereof shall be used for any other than this project without the written consent of the Architect.

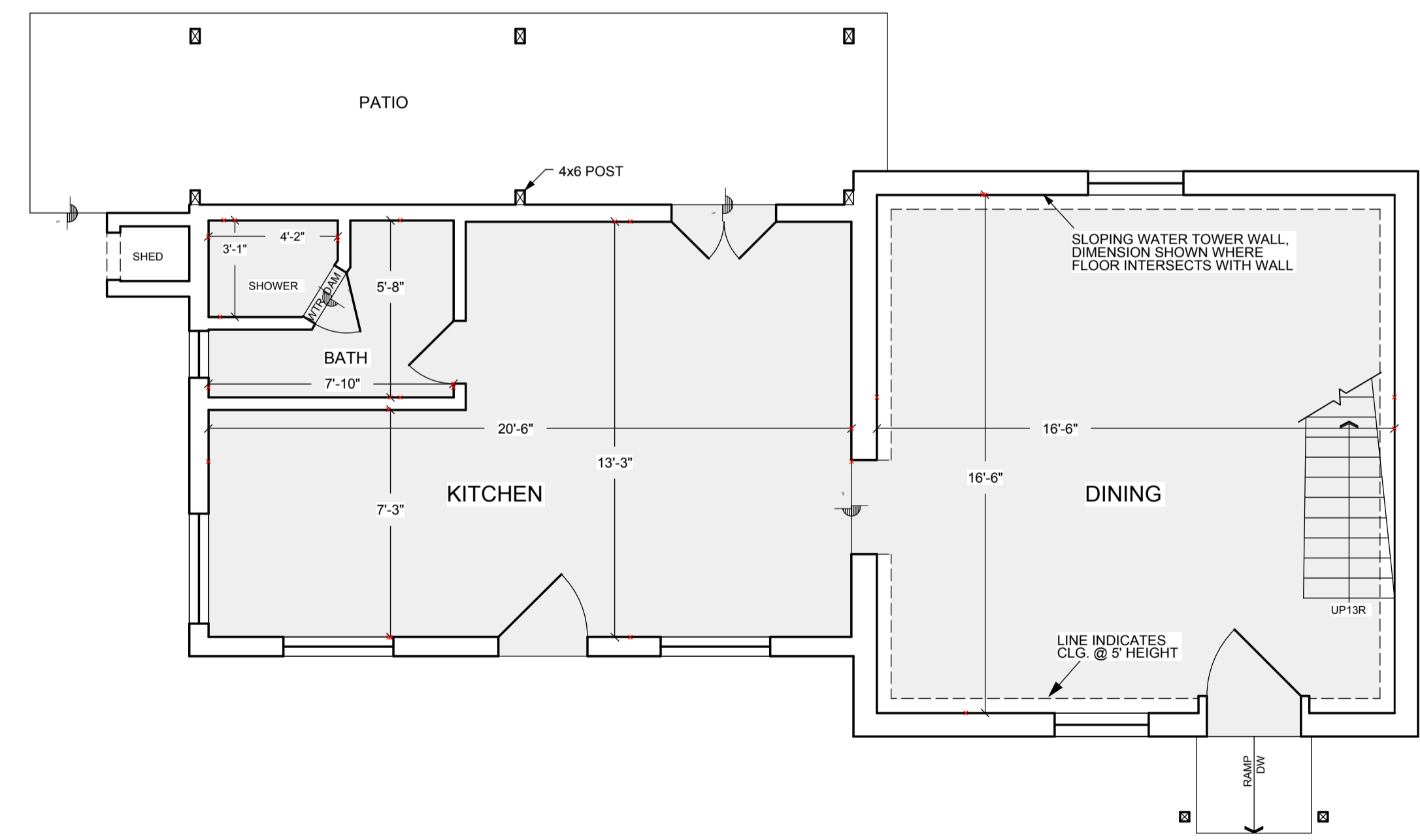
10 YERBA BUENA AVE.
 LOS ALTOS CA 94022

| Revisions | |
|-----------|------|
| No. | Date |
| | |
| | |
| | |

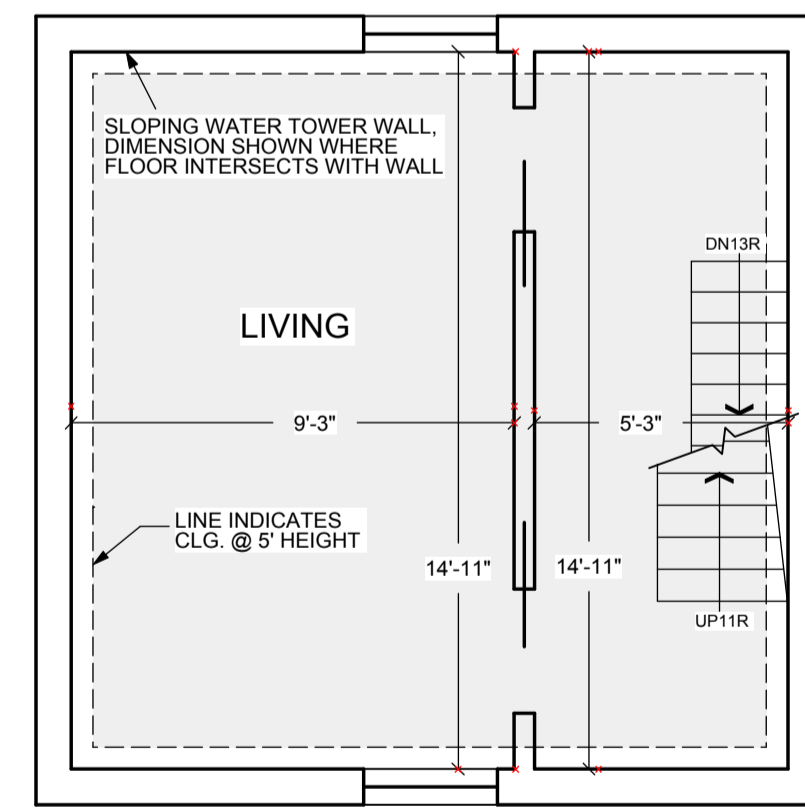
Date: Nov. 13, 2013

Project:

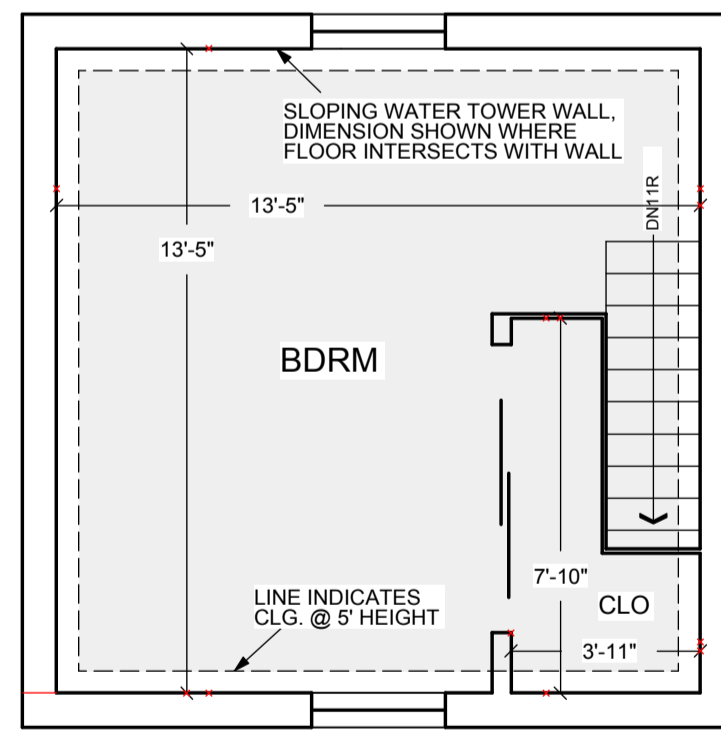
W1.0



① EXISTING ENTRY LEVEL (WATER TOWER) FLOOR PLAN
 537 SQ. FT. HABITABLE AREA
 167 SQ. FT. PATIO
 6 SQ. FT. COVERED SHED
 SCALE : 1/4"=1'-0"



② EXISTING SECOND LEVEL (WATER TOWER) FLOOR PLAN
 196 SQ. FT. HABITABLE AREA
 SCALE : 1/4"=1'-0"



③ EXISTING THIRD LEVEL (WATER TOWER) FLOOR PLAN
 156 SQ. FT. HABITABLE AREA
 SCALE : 1/4"=1'-0"

1
A2.5

1
A2.4

2
A2.5

2
A2.4

Written dimensions on these drawings shall have precedence over scaled dimensions. Contractor will verify and be responsible for all dimensions and conditions of the Project and the Architect must be notified immediately of any variations from the dimensions and conditions shown by these drawings. These drawings and the ideas represented by them are and shall remain the property of the Architect and no part thereof shall be used for any other than this project without the written consent of the Architect.

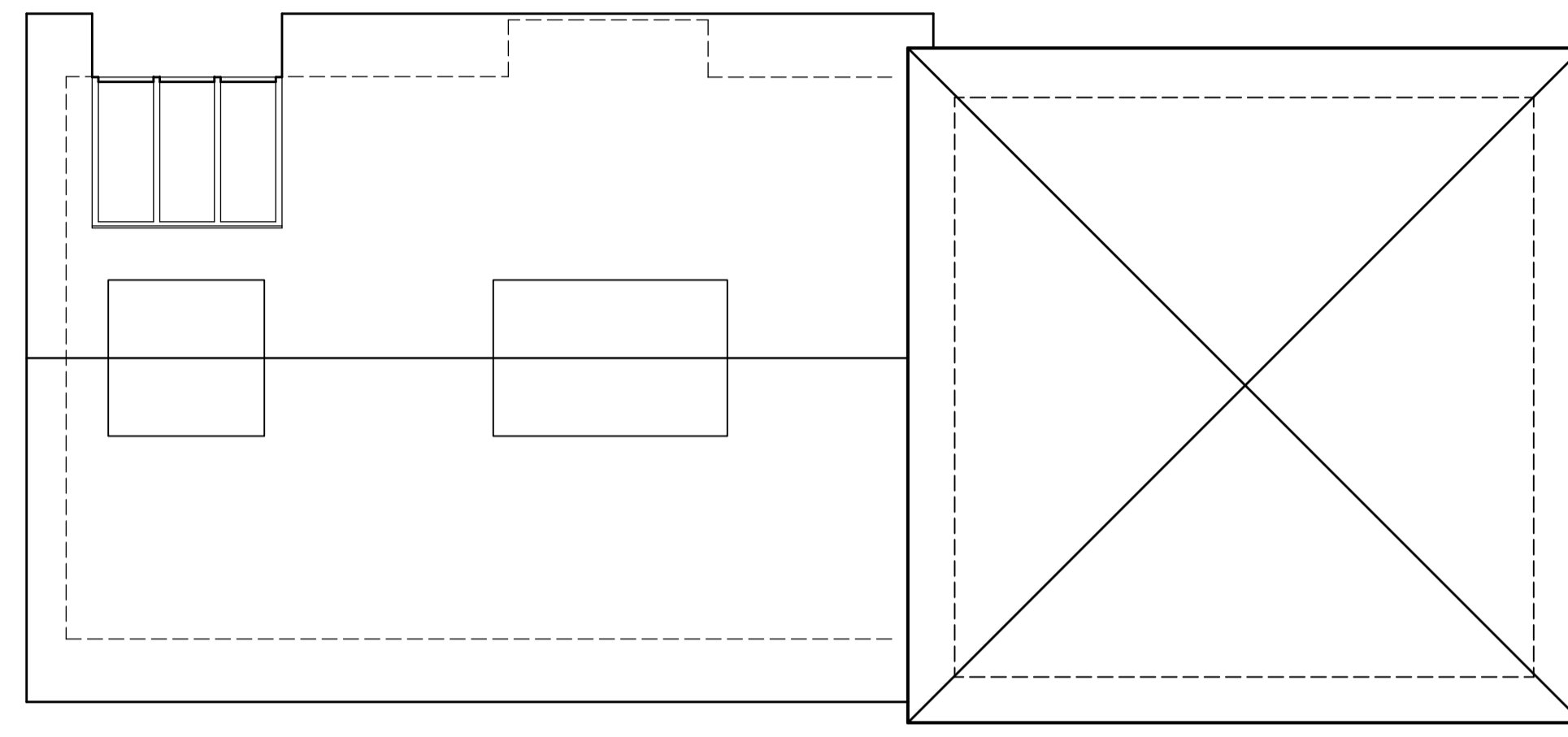
10 YERBA BUENA AVE.
 LOS ALTOS CA 94022

| Revisions | |
|-----------|------|
| No. | Date |
| | |
| | |
| | |

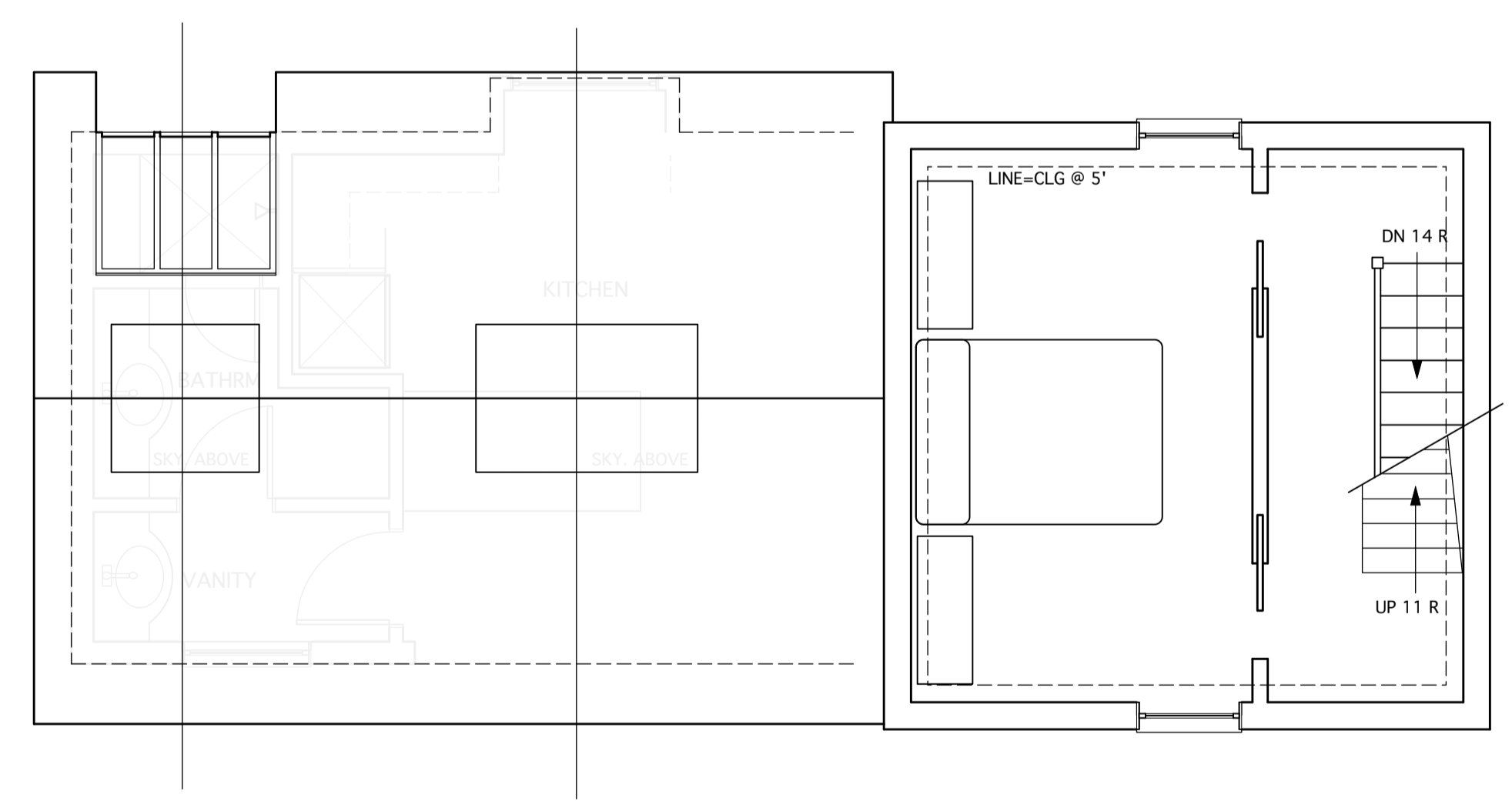
Date: Nov. 13, 2013

Project:

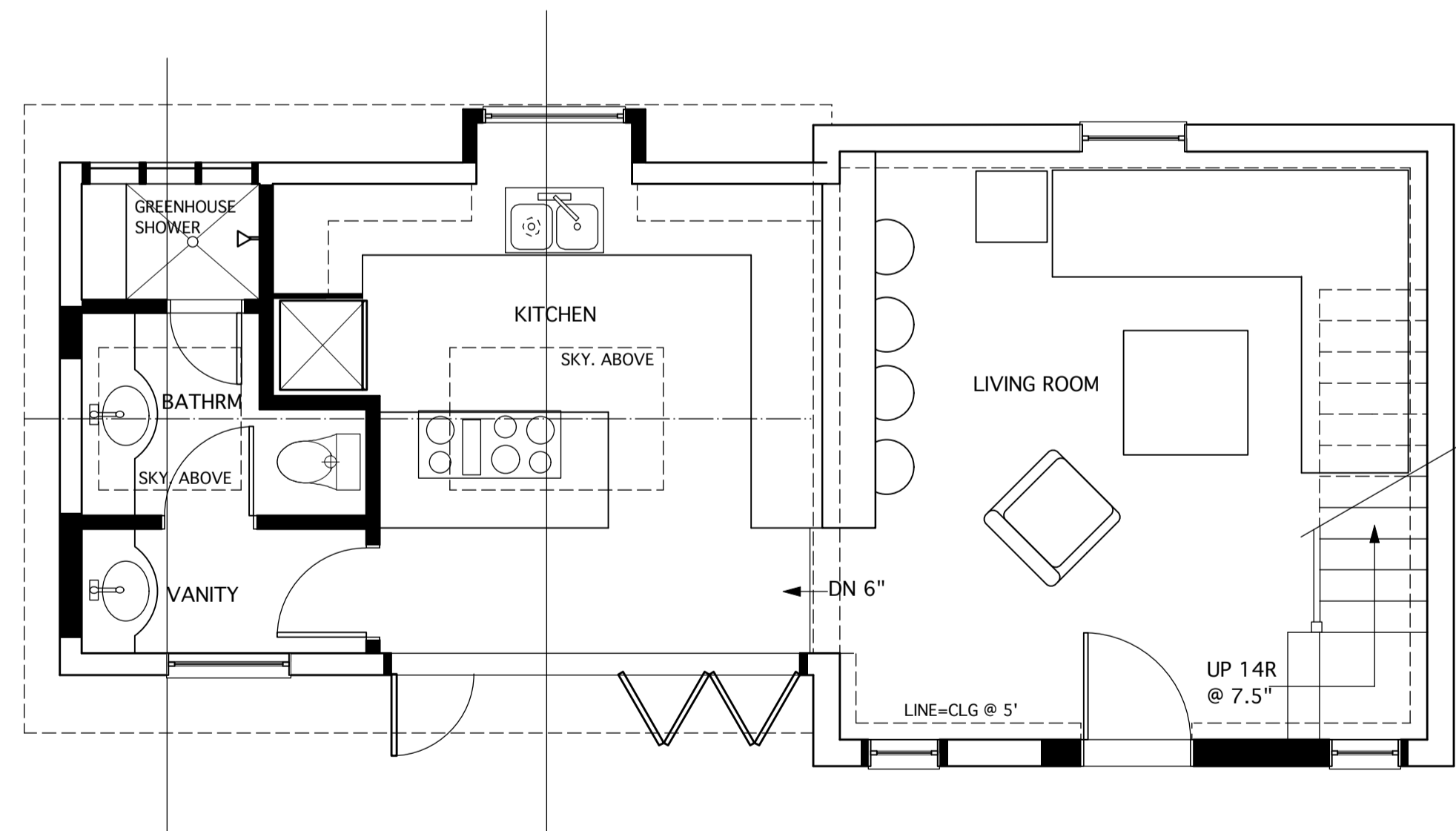
W.I.I



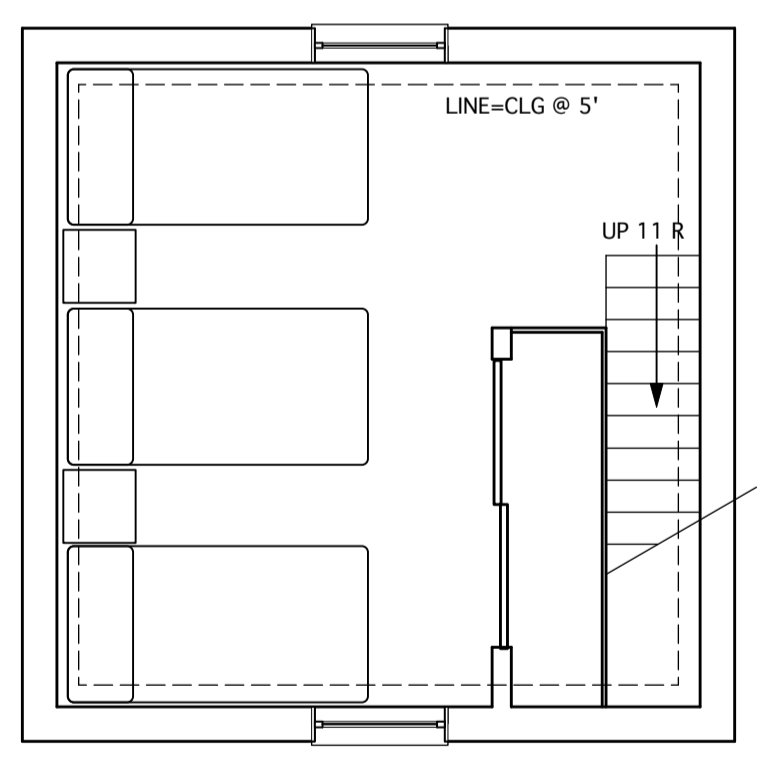
NEW ROOF PLAN 1/4"=1'-0"



SECOND FLOOR PLAN 1/4"=1'-0"
 196 SQ. FT. HABITABLE AREA



NEW GROUND FLOOR PLAN 1/4"=1'-0"
 549 SQ. FT. HABITABLE AREA



THIRD FLOOR PLAN 1/4"=1'-0"
 156 SQ. FT. HABITABLE AREA

Written dimensions on these drawings shall have precedence over scaled dimensions. Contractor will verify and be responsible for all dimensions and conditions of the Project and the Architect must be notified immediately of any variations from the dimensions and conditions shown by these drawings. These drawings and the ideas represented by them are and shall remain the property of the Architect and no part thereof shall be used for any other than this project without the written consent of the Architect.

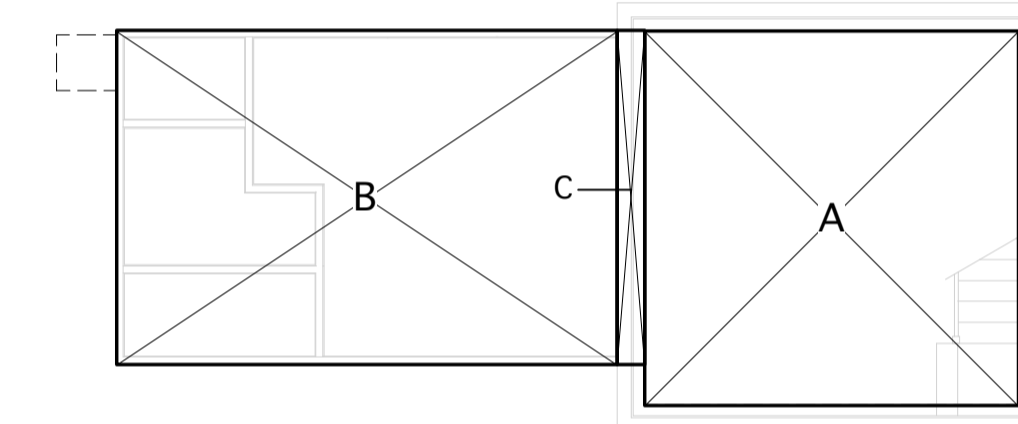
10 YERBA BUENA AVE,
 LOS ALTOS CA 94022

| Revisions | |
|-----------|------|
| No. | Date |
| | |
| | |
| | |

Date: Nov. 13, 2013

Project:

WI.2

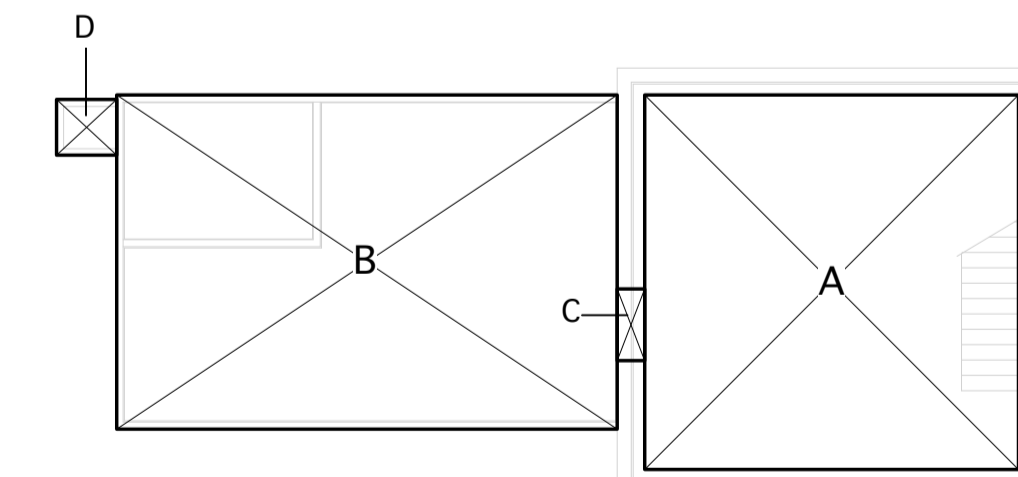


FIRST FLOOR DIAGRAM

| NEW FIRST FLOOR AREA COVERAGE CALCULATIONS | | |
|--|---------------------|---------------|
| SECTION | DIMENSIONS | AREA |
| A | 15'-7"X15'-7" | 243 SQ. FT. |
| B | 20'-10 1/2"X13'-11" | 290.5 SQ. FT. |
| C | 1'-1 1/2"X13'-11" | 15.5 SQ. FT. |

NEW FIRST FLOOR AREA TOTAL: 549 SQ. FT.

D REMOVED

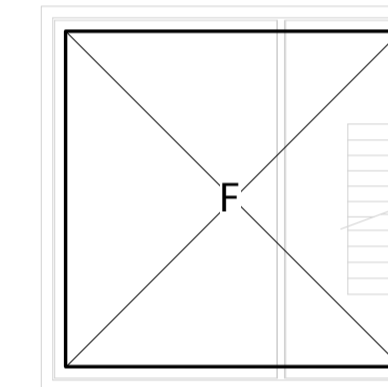


FIRST FLOOR DIAGRAM

| EXISTING FIRST FLOOR AREA COVERAGE CALCULATIONS | | |
|---|---------------------|---------------|
| SECTION | DIMENSIONS | AREA |
| A | 15'-7"X15'-7" | 243 SQ. FT. |
| B | 20'-10 1/2"X13'-11" | 290.5 SQ. FT. |
| C | 1'-1 1/2"X13'-0" | 3.5 SQ. FT. |

(E) FIRST FLOOR AREA TOTAL: 537 SQ. FT.

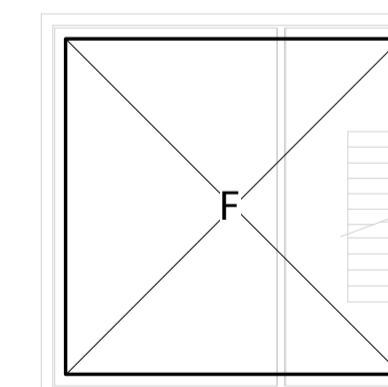
D NON-HABITABLE SHED 2'-4"X2'-6" 6 SQ. FT.



SECOND FLOOR DIAGRAM

| NEW SECOND FLOOR AREA COVERAGE CALCULATIONS | | |
|---|---------------|-------------|
| SECTION | DIMENSIONS | AREA |
| F | 14'-0"X14'-0" | 196 SQ. FT. |

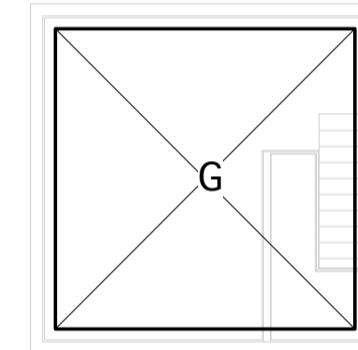
(E) SECOND FLOOR AREA TOTAL: 196 SQ. FT.



SECOND FLOOR DIAGRAM

| EXISTING SECOND FLOOR AREA COVERAGE CALCULATIONS | | |
|--|---------------|-------------|
| SECTION | DIMENSIONS | AREA |
| F | 14'-0"X14'-0" | 196 SQ. FT. |

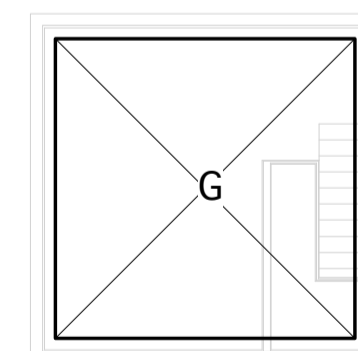
(E) SECOND FLOOR AREA TOTAL: 196 SQ. FT.



THIRD FLOOR DIAGRAM

| NEW THIRD FLOOR AREA COVERAGE CALCULATIONS | | |
|--|---------------|-------------|
| SECTION | DIMENSIONS | AREA |
| G | 12'-6"X12'-6" | 156 SQ. FT. |

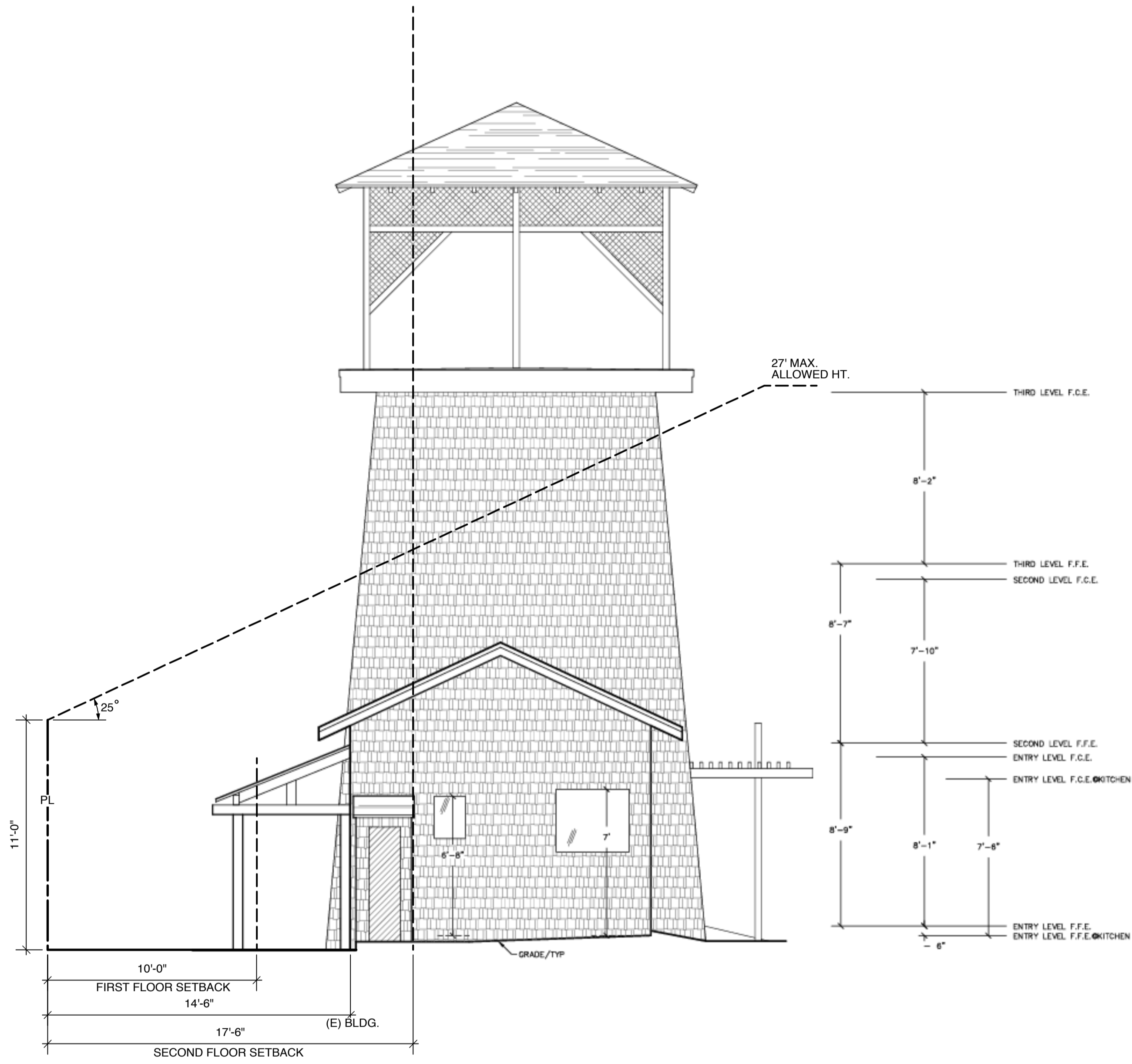
(E) THIRD FLOOR AREA TOTAL: 156 SQ. FT.



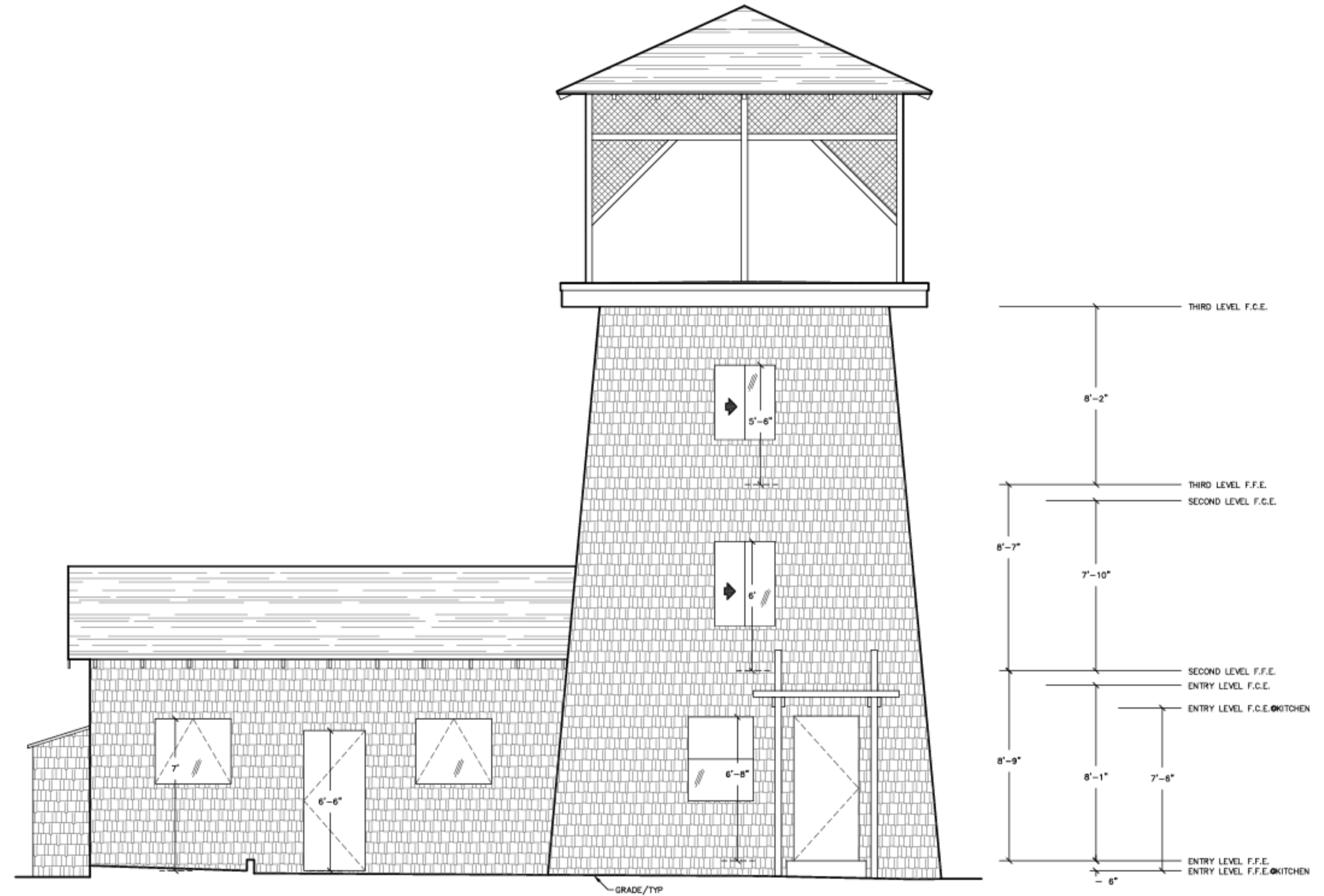
THIRD FLOOR DIAGRAM

| EXISTING THIRD FLOOR AREA COVERAGE CALCULATIONS | | |
|---|---------------|-------------|
| SECTION | DIMENSIONS | AREA |
| G | 12'-6"X12'-6" | 156 SQ. FT. |

(E) THIRD FLOOR AREA TOTAL: 156 SQ. FT.



2 EXISTING SOUTH ELEVATION
SCALE: 1/4"=1'-0"



1 EXISTING EAST ELEVATION
SCALE: 1/4"=1'-0"



THESE ARE BASIC ELEVATIONS.
SINGLE LINE REPRESENTATION OF
MAJOR STRUCTURAL ELEMENTS ONLY.

Gregory P. Evard
Architect, AIA
171 Main Street #100
Los Altos, CA
94022
Ph: (650) 948-2600
Fax: (650) 948-2601

Written dimensions on these drawings shall have precedence over scaled dimensions. Contractor will verify and be responsible for all dimensions and conditions of the Project and the Architect must be notified immediately of any variations from the dimensions and conditions shown by these drawings. These drawings and the ideas represented by them are and shall remain the property of the Architect and no part thereof shall be used for any other than this project without the written consent of the Architect.

10 YERBA BUENA AVE.
LOS ALTOS CA 94022


| Revisions |
|-----------|
| No. Date |
| |
| |
| |

Date: Nov. 13, 2013

Project:

W2.0

Written dimensions on these drawings shall have precedence over scaled dimensions. Contractor will verify and be responsible for all dimensions and conditions of the Project and the Architect must be notified immediately of any variations from the dimensions and conditions shown by these drawings. These drawings and the ideas represented by them are and shall remain the property of the Architect and no part thereof shall be used for any other than this project without the written consent of the Architect.



10 YERBA BUENA AVE.
 LOS ALTOS CA 94022

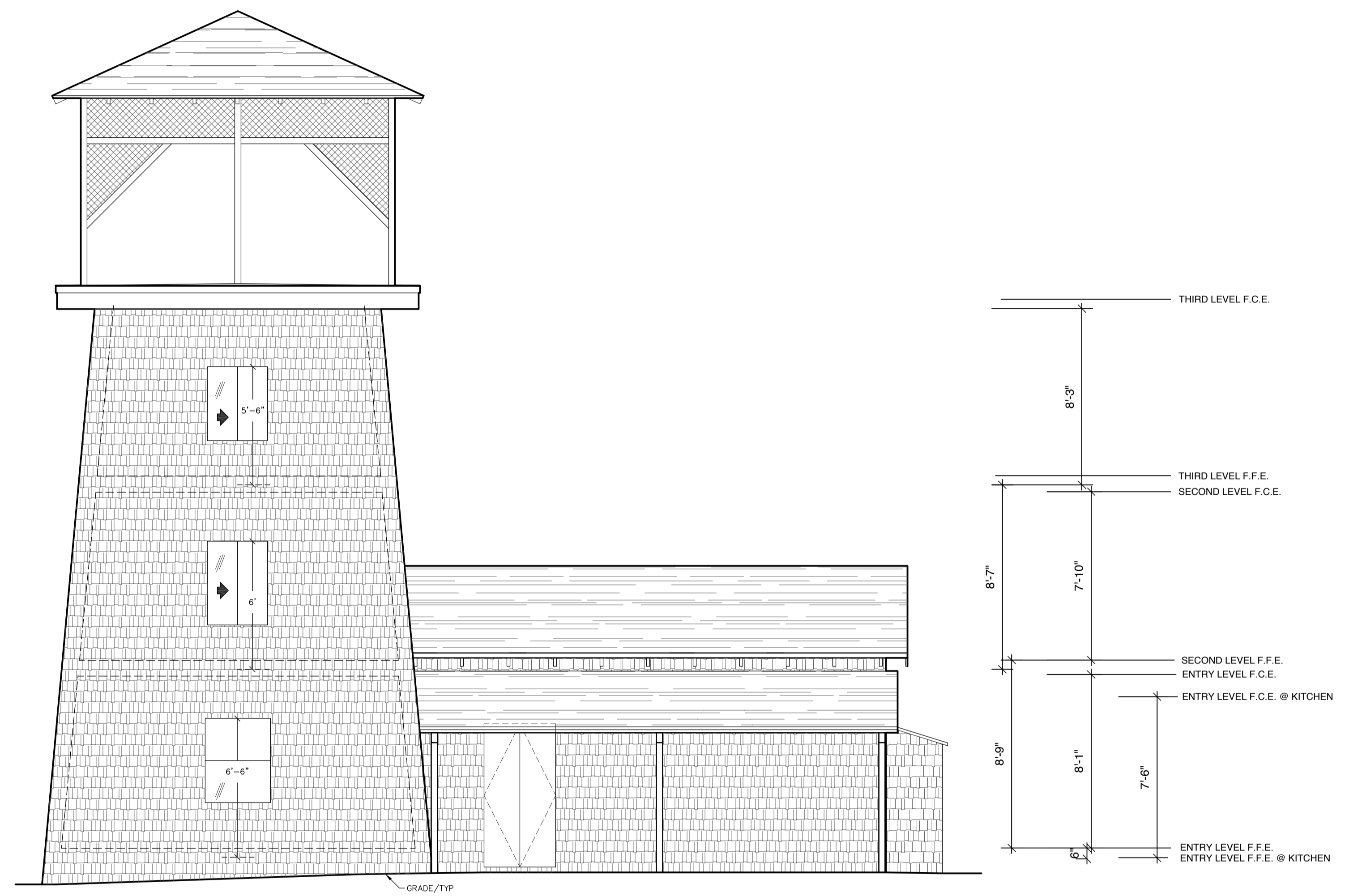
| Revisions | |
|-----------|------|
| No. | Date |
| | |
| | |
| | |

Date: Nov. 13, 2013

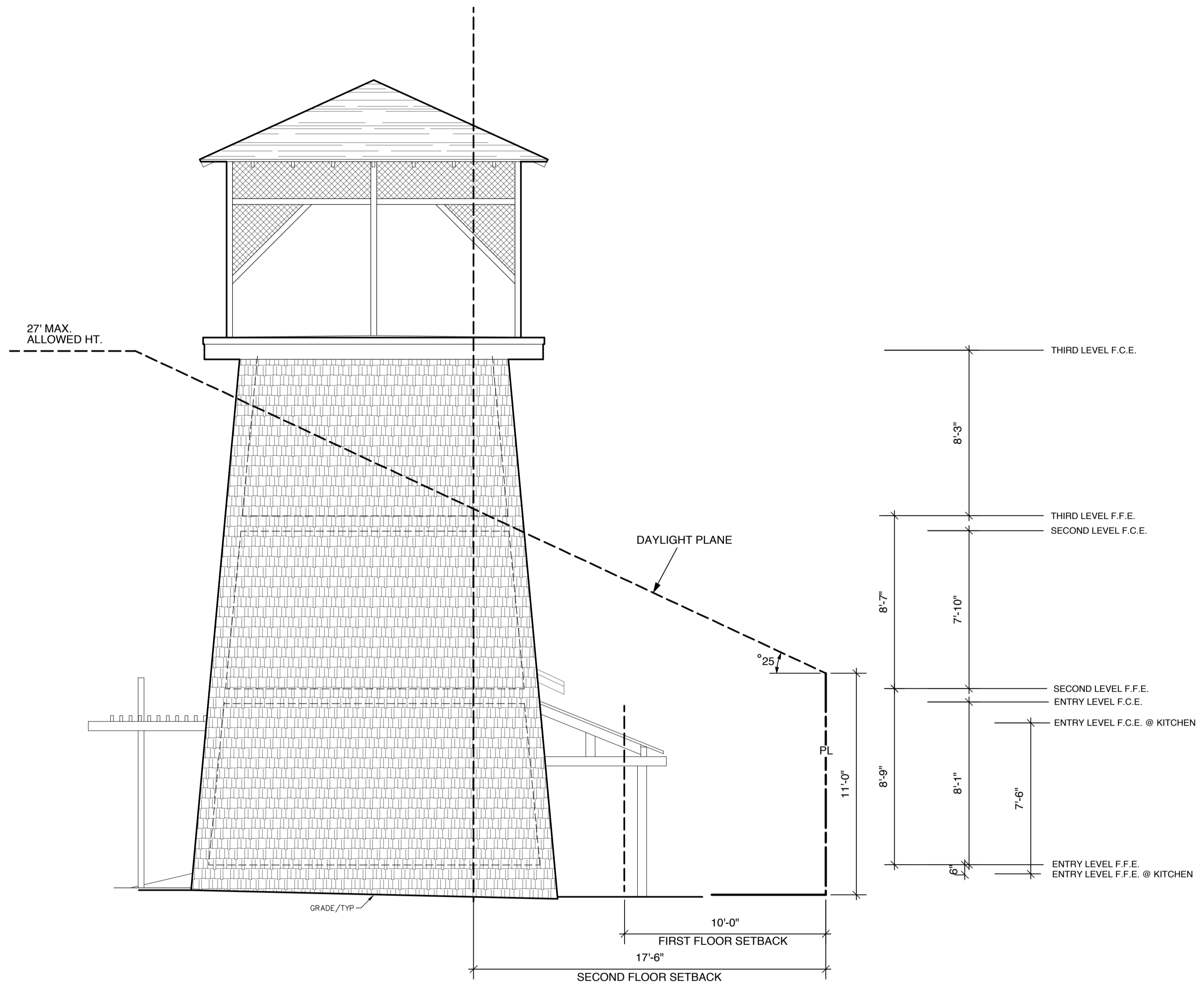
Project:

W2.1

THESE ARE BASIC ELEVATIONS.
 SINGLE LINE REPRESENTATION OF
 MAJOR STRUCTURAL ELEMENTS ONLY.



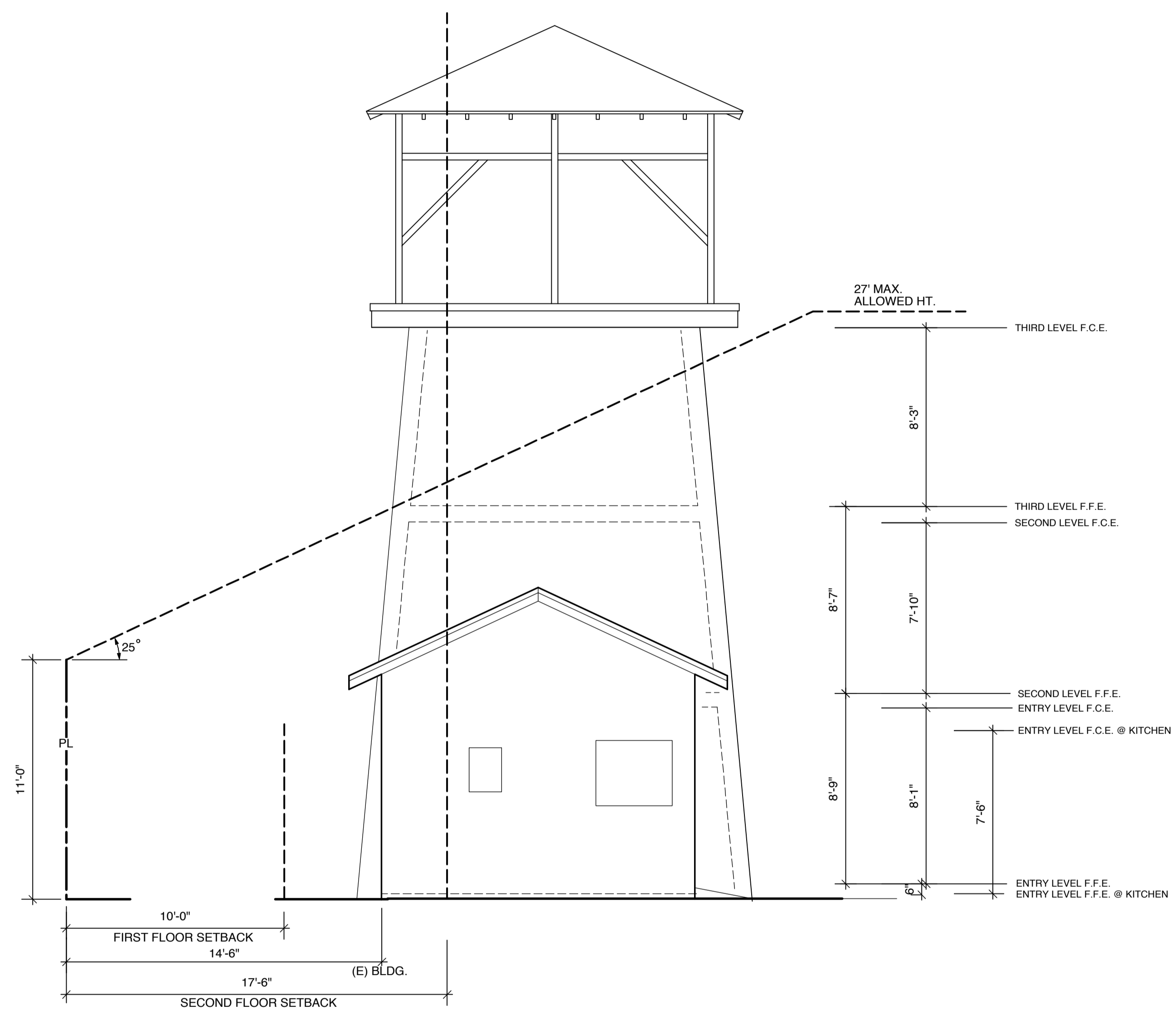
① EXISTING WEST ELEVATION
 SCALE: 1/4"=1'-0"



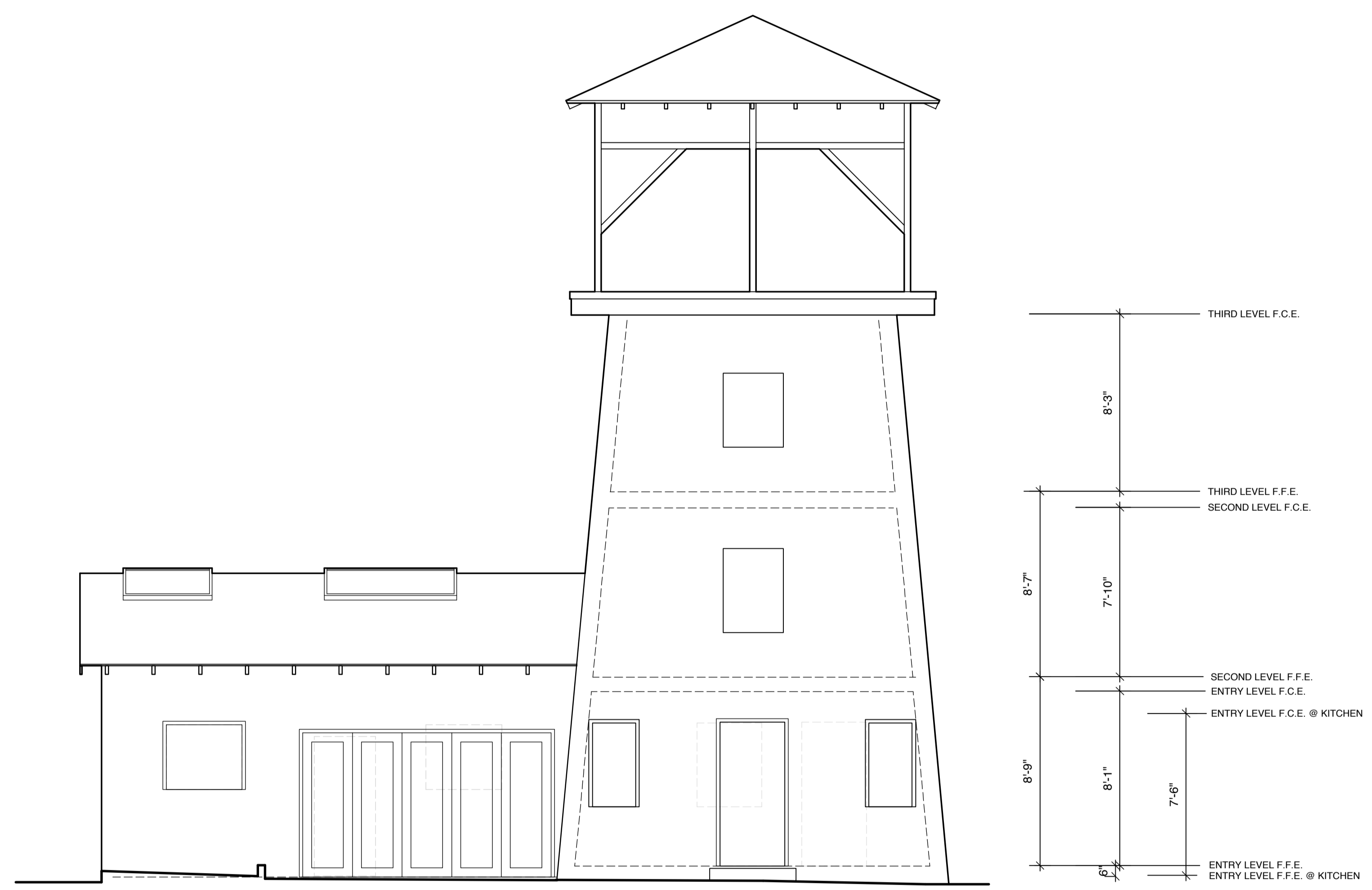
② EXISTING NORTH ELEVATION
 SCALE: 1/4"=1'-0"

27' MAX.
 ALLOWED HT.

Written dimensions on these drawings shall have precedence over scaled dimensions. Contractor will verify and be responsible for all dimensions and conditions of the Project and the Architect must be notified immediately of any variations from the dimensions and conditions shown by these drawings. These drawings and the ideas represented by them are and shall remain the property of the Architect and no part thereof shall be used for any other than this project without the written consent of the Architect.



NEW SOUTH ELEVATION 1/4"=1'-0"



NEW EAST ELEVATION 1/4"=1'-0"

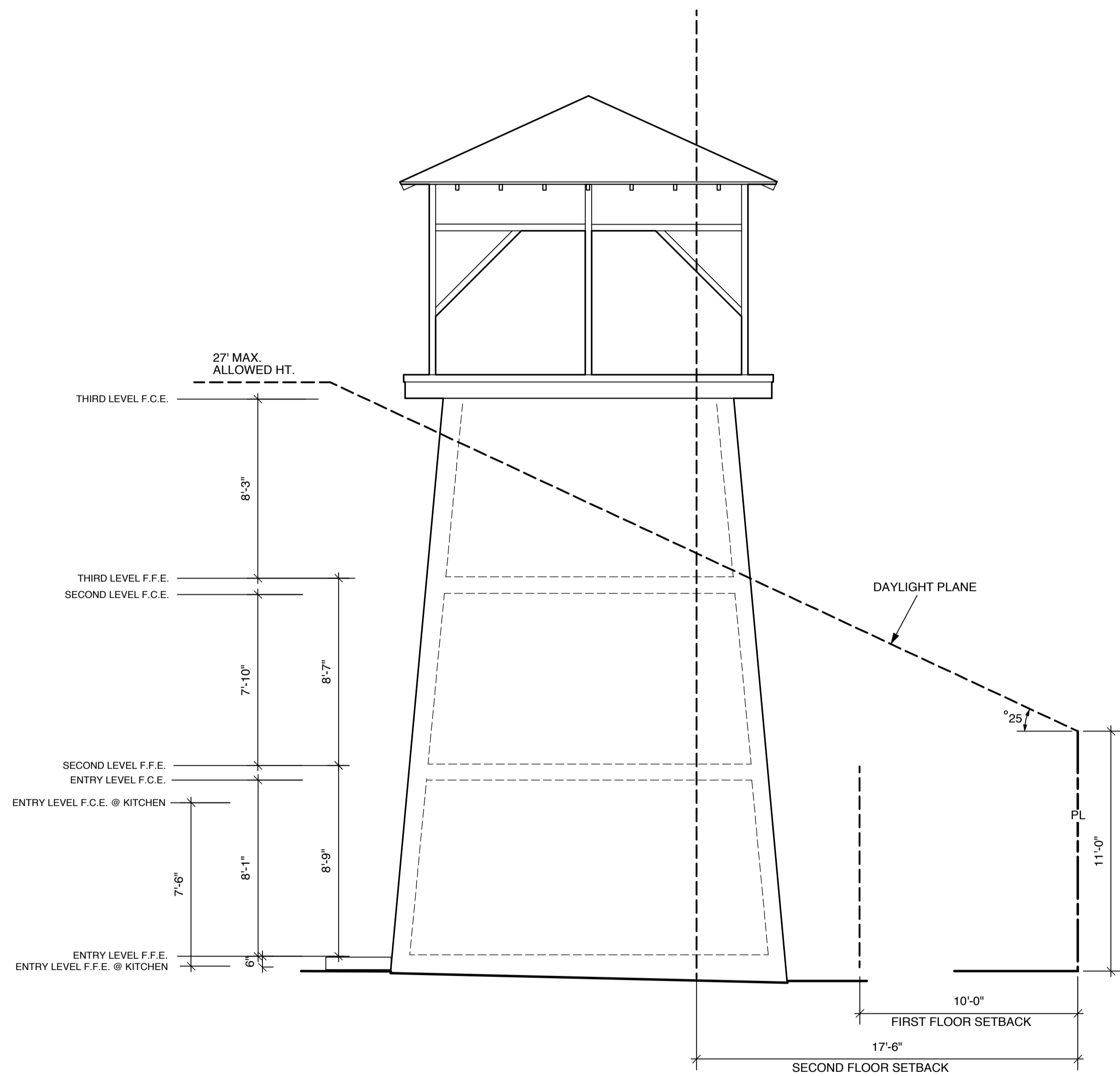
10 YERBA BUENA AVE.
 LOS ALTOS CA 94022

| Revisions | |
|-----------|------|
| No. | Date |
| | |
| | |
| | |

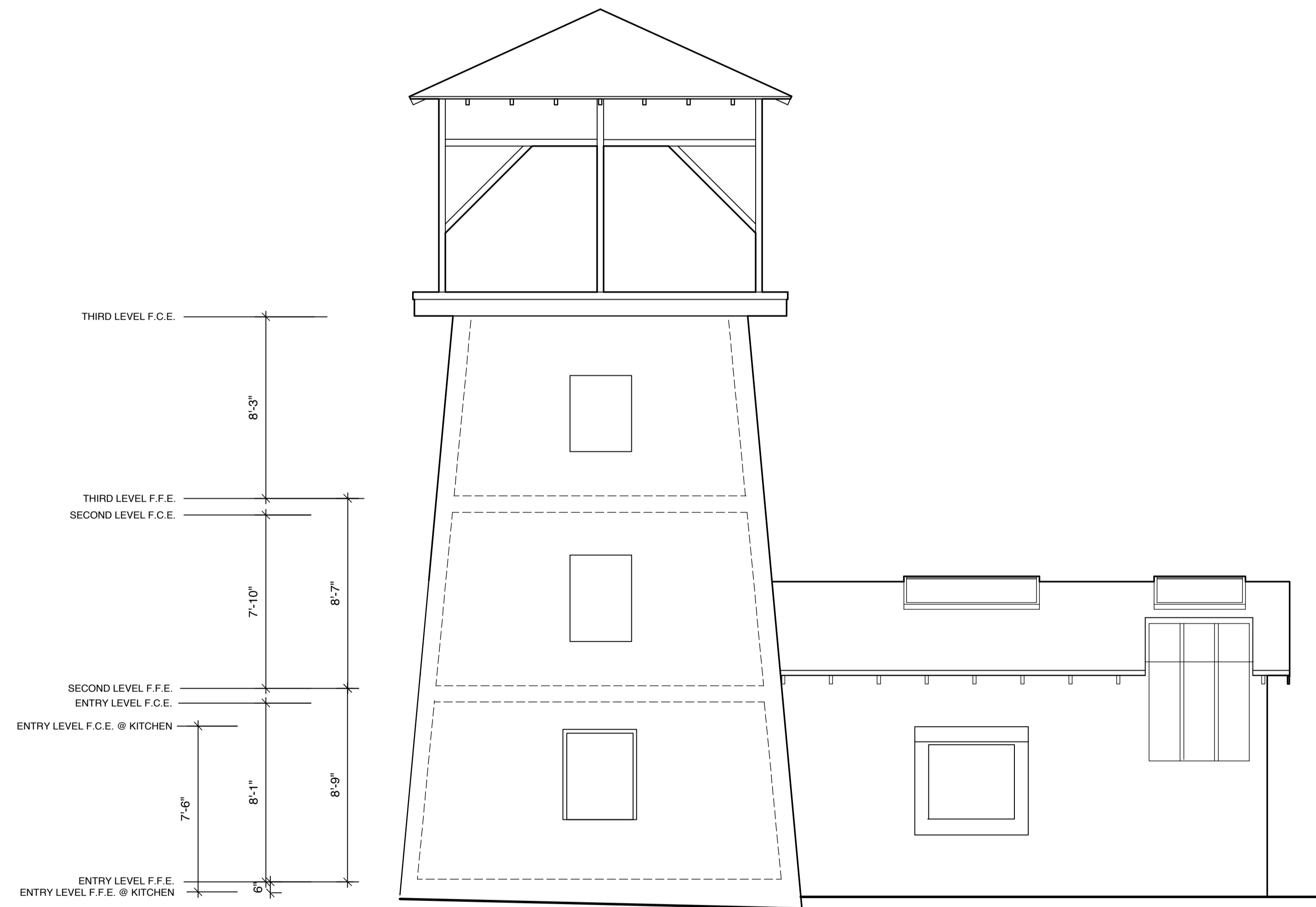
Date: Nov. 13, 2013

Project:

W2.2



NEW NORTH ELEVATION 1/4"=1'-0"



NEW WEST ELEVATION 1/4"=1'-0"

Gregory P. Evard
Architect, AIA
171 Main Street #100
Los Altos, CA
94022
Ph: (650) 948-2000
Fax: (650) 948-2001

Written dimensions on these drawings shall have precedence over scaled dimensions. Contractor will verify and be responsible for all dimensions and conditions of the Project and the Architect must be notified immediately of any variations from the dimensions and conditions shown by these drawings. These drawings and the ideas represented by them are and shall remain the property of the Architect and no part thereof shall be used for any other than this project without the written consent of the Architect.

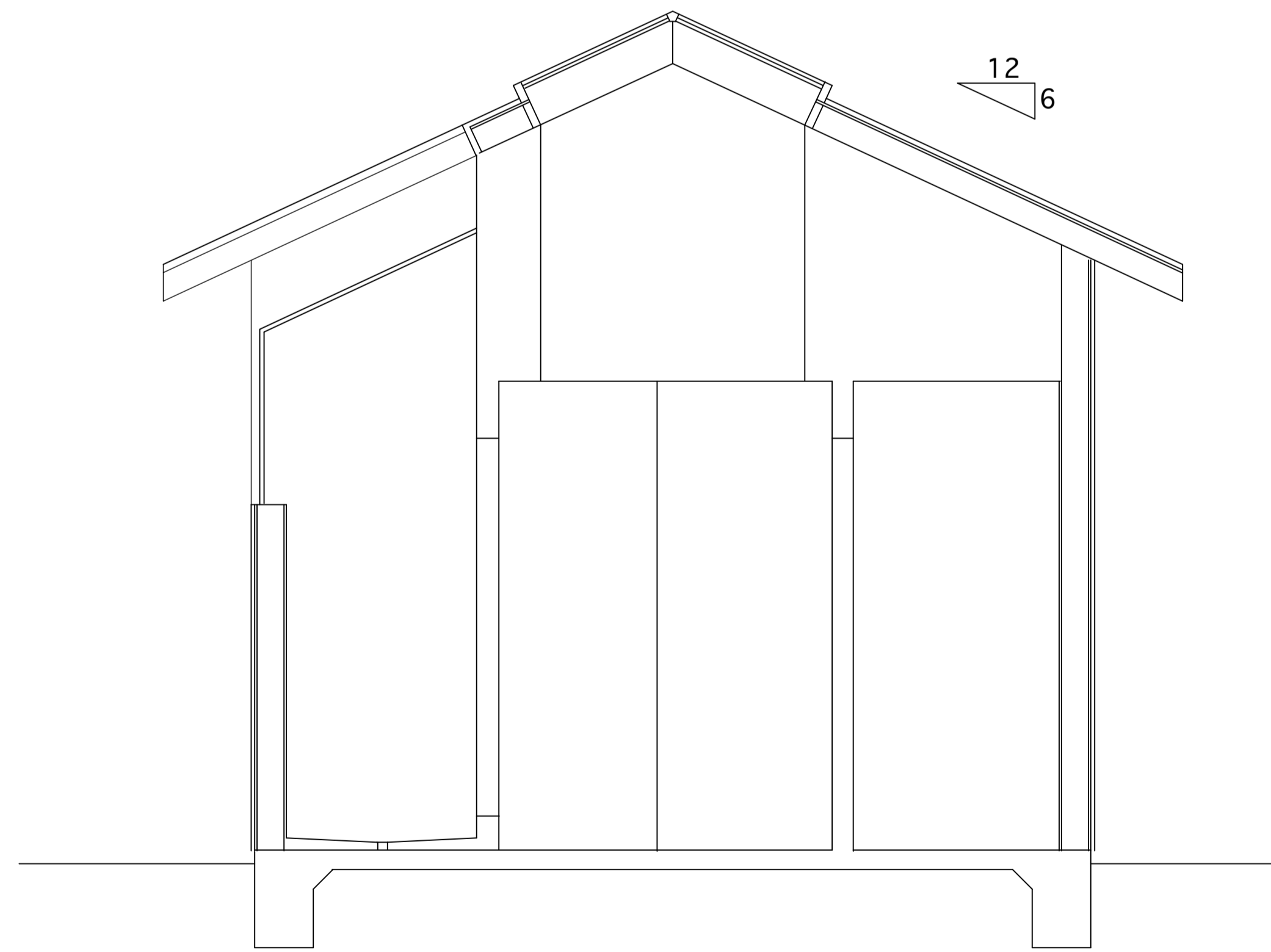
10 YERBA BUENA AVE.
LOS ALTOS CA 94022

| Revisions | |
|-----------|------|
| No. | Date |
| | |
| | |
| | |

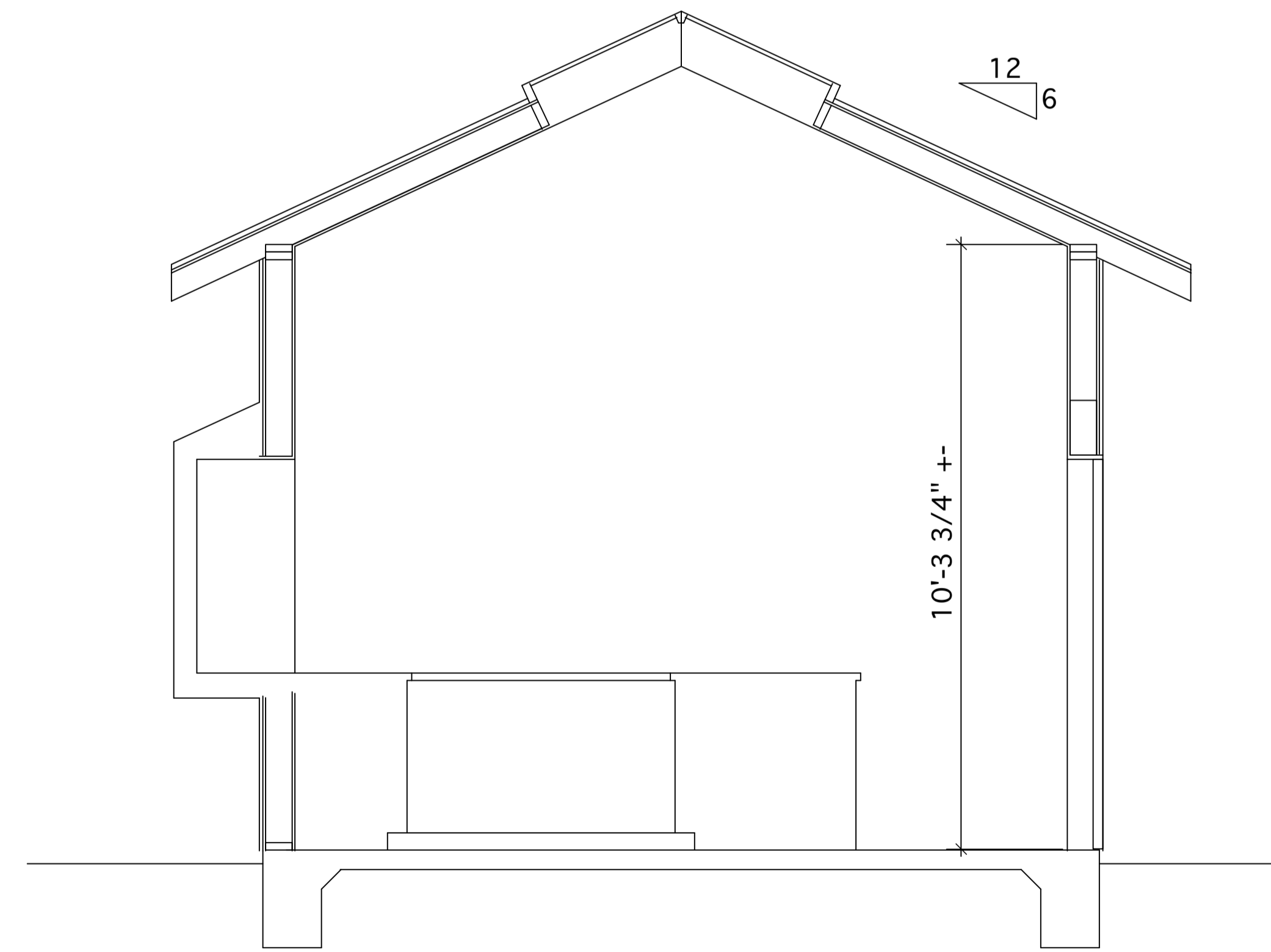
Date: Nov. 13, 2013

Project:

W2.3



① SECTION THROUGH BATHROOM 1/2" = 1'-0"



② SECTION THROUGH KITCHEN 1/2" = 1'-0"

Gregory P. Evard
Architect, AIA
171 Main Street #100
Los Altos, CA
94022
Ph: (650) 948-2600
Fax: (650) 948-2601

Written dimensions on these drawings shall have precedence over scaled dimensions. Contractor will verify and be responsible for all dimensions and conditions of the Project and the Architect must be notified immediately of any variations from the dimensions and conditions shown by these drawings. These drawings and the ideas represented by them are and shall remain the property of the Architect and no part thereof shall be used for any other than this project without the written consent of the Architect.

10 YERBA BUENA AVE.
LOS ALTOS CA 94022

| Revisions | |
|-----------|------|
| No. | Date |
| | |
| | |
| | |

Date: Nov. 13, 2013

Project:

W3.0